AlphaBio TEC Simplantology

PRODUCT CATALOG



DISCOVER
A WORLD OF ADVANCED DENTAL SOLUTIONS

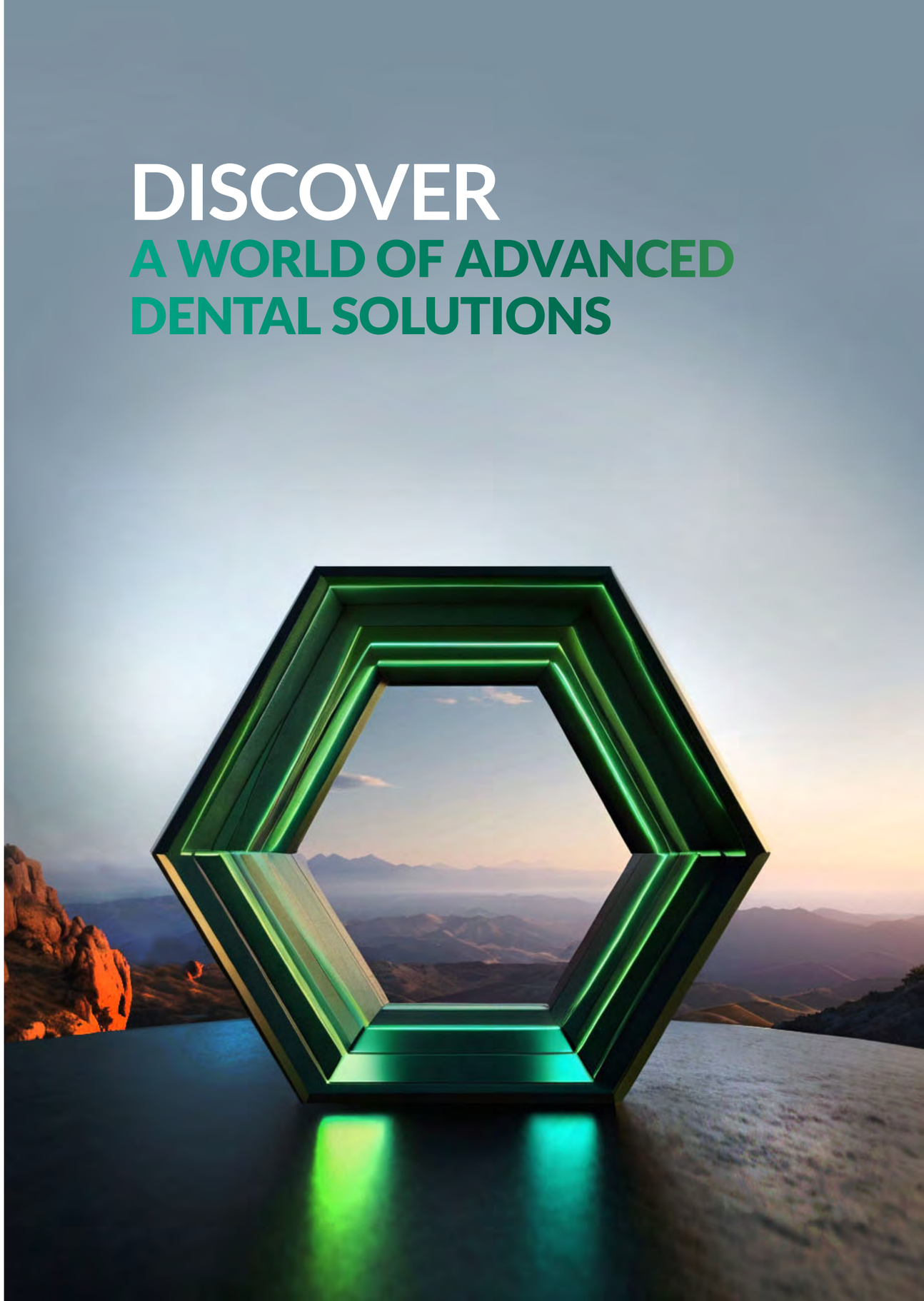

CREATING SMILES WITH CONFIDENCE

YOUR CLINICAL SUCCESS & YOUR PATIENTS' HEALTH & ORAL FUNCTIONALITY ARE OUR MISSION

Our purpose is to provide you with simple workflows & easy to use quality implants, prosthetics & dental solutions, to enable you to perform with confidence successful dental procedures & restore your patients' smiles.

Meeting your needs & exceeding your expectations are our passion!

TABLE OF CONTENTS

INTRODUCTION

MORE THAN 35 YEARS OF IMPROVING LIVES 9
UNCOMPROMISED QUALITY STANDARDS 10
SIMPLANTOLOGY, THE ULTIMATE SOPHISTICATION 11
BUILDING PARTNERSHIPS, DELIVERING EXCELLENCE 12
ALPHA-BIO TEC. ACADEMY, ACCELERATING YOUR PROFESSIONAL GROWTH 13

IMPLANT SOLUTIONS 15

CONNECTION TYPES 17
SURFACE TECHNOLOGY 20
IMPLANT SOLUTIONS OVERVIEW 22
ADVANCED IMPLANT PACKAGE 25
MULTINEO™ 26
MULTINEO POWERED BY NINA™ 32
DFI™ 36
SPIRAL™ 40
ICE™ 44
NICE™ 50

PROSTHETIC SOLUTIONS 53

CONICAL CONNECTION PROSTHETIC LINES 54

CONICAL STANDARD (CS) CONNECTION PROSTHETIC LINE 57
HEALING ABUTMENTS 58
IMPLANT IMPRESSION, ANALOGS & SCREWS 59
TEMPORARY ABUTMENTS 60
CEMENT-RETAINED RESTORATIONS 61
ALPHA™ ARCH SCREW-RETAINED RESTORATIONS 62
ALPHA™ SCAN 68
ALPHA™ BASE 70
OMNIBASE™ 72
CAD/CAM RESTORATIONS 74
OVERDENTURE RESTORATIONS 75
CLASSIC CS PROSTHETICS 76

CONICAL NARROW (CHC) CONNECTION PROSTHETIC LINE 81
HEALING ABUTMENTS 82
IMPLANT IMPRESSION, ANALOGS & SCREWS 83
TEMPORARY ABUTMENTS 84
CEMENT-RETAINED RESTORATIONS 85
ALPHA ARCH SCREW-RETAINED RESTORATIONS 86
ALPHA SCAN 92
ALPHA BASE 94
OMNIBASE 96
CAD/CAM RESTORATIONS 98
OVERDENTURE RESTORATIONS 99
CLASSIC CHC PROSTHETICS 100

INTERNAL HEX (IH) PROSTHETIC LINE 104

HEALING ABUTMENTS 106
TEMPORARY ABUTMENTS 107
IMPLANT IMPRESSION 108
IMPLANT IMPRESSION WORKFLOWS 109
CEMENT-RETAINED RESTORATIONS 110
CASTING ABUTMENTS, IMPLANT ANALOGS & SCREWS 113
ALPHA ARCH SCREW-RETAINED RESTORATIONS 114
ALPHA SCAN 120
CAD/CAM RESTORATIONS 122
OVERDENTURE RESTORATIONS 124
CLASSIC SCREW-RETAINED RESTORATIONS 126

SURGICAL INSTRUMENTS 129

ONE SURGICAL KIT FOR ALL IMPLANT SYSTEMS 130
GUIDED SURGERY TOOL KIT (GSTK) 131
DNT2 COATED DRILLS 133
STOPPER KIT & STOPPERS 134
SURGICAL DRILLS 135
IMPLANT INSERTION TOOLS 136
PROSTHETIC INSERTION TOOLS 138
TOOLS & ACCESSORIES 139
OMNIBASE™ TX DRIVERS 140

DIGITAL SOLUTIONS 143

GUIDED SURGERY TOOL KIT (GSTK) 144
CAD/CAM RESTORATIONS 149
OMNIBASE 152



REGENERATIVE SOLUTIONS 155

XENOBONE™ BOVINE BONE GRAFT MATERIAL 156
T-GEN COLLAGEN MEMBRANE 158

INDEX: PRODUCT LIST 163
LIFETIME WARRANTY 187

MORE THAN 35 YEARS OF IMPROVING LIVES

For over 35 years, Alpha-Bio Tec. has become a globally recognized leader in the implantology industry, dedicated to creating simple yet sophisticated, easy to use & efficient dental solutions.

We are committed to excellence, innovation, high quality standards, reliability, and safety, by consistently providing you with trusted products, service and implantology solutions to enhance your clinical performance, confidence and predictability for optimal patient care.

UNCOMPROMISED QUALITY STANDARDS

Quality is the pivotal pillar of Alpha-Bio Tec.'s mission & vision. We are committed to developing, manufacturing & delivering safe & effective products & dental solutions for you, our customers worldwide, & for the well-being, functionality & oral health of your patients. The implementation of our quality policy is supported by a quality management system, compliant with EN ISO 13485: Quality Management System for Medical Device Manufacturing.

SIMPLANTOLOGY THE ULTIMATE SOPHISTICATION

At Alpha-Bio Tec. we are dedicated to developing dental solutions that make your daily dental workflow as easy & simple as it gets. Our implant systems, prosthetic solutions & complementary dental solutions are designed for providing you confidence, peace of mind & ease-of-use.

BUILDING PARTNERSHIPS
DELIVERING EXCELLENCE

Alpha-Bio Tec. partners with dozens of companies around the world, to provide you with the best customer support, service and training tools. Our global partner network is supported by skilled and experienced dental product and solution distributors. Together, we have created a dedicated community of dental industry professionals in your region – and in your language.

Visit our website to find a local distributor at your region

AlphaBio TEC ACADEMY

ACCELERATING YOUR PROFESSIONAL GROWTH

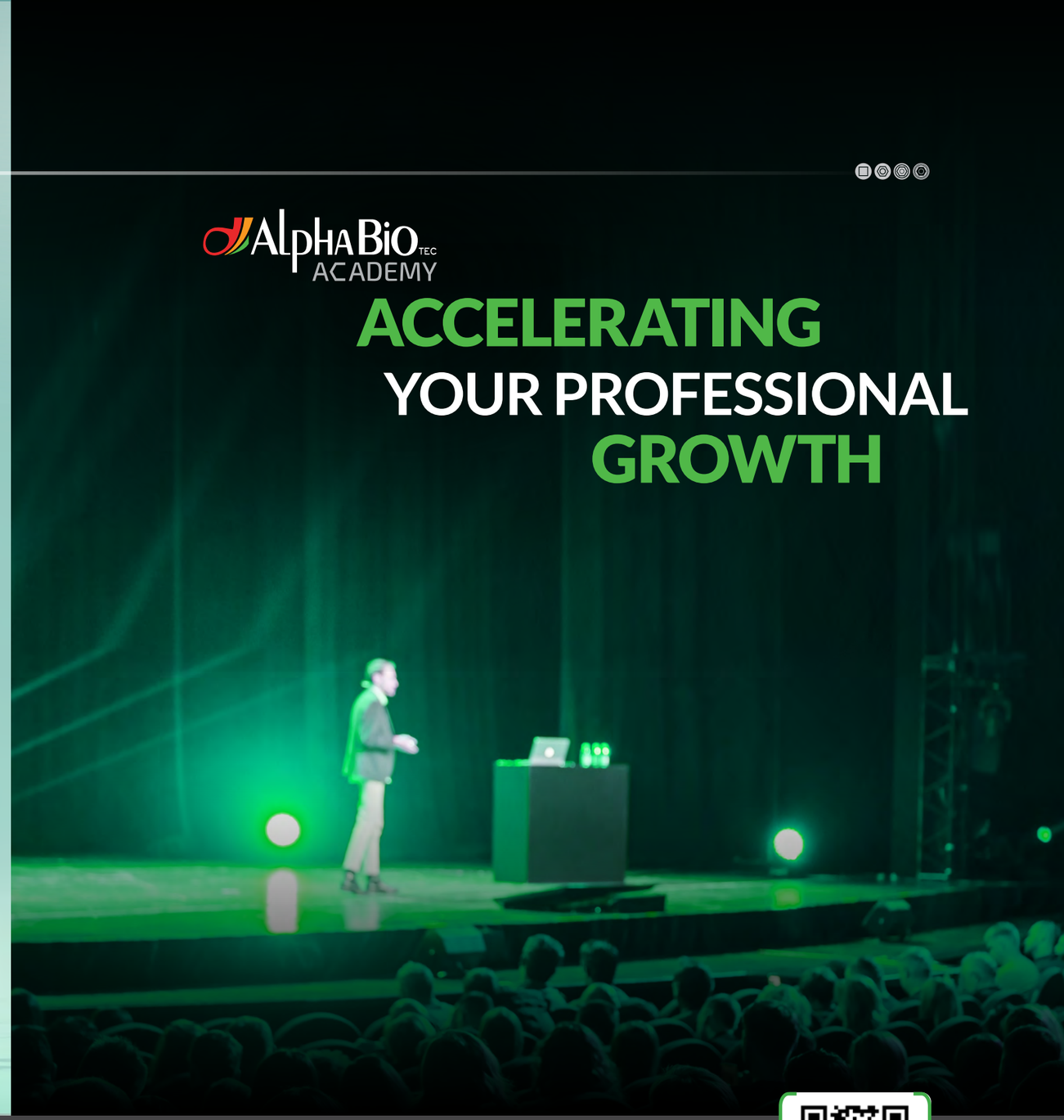

At Alpha-Bio Tec. Academy we are committed to your professional growth & continuous learning, through comprehensive education programs & courses worldwide or online. Expanding your knowledge enables you to professionally perform more treatments & to improve your patients' experience & care.

Learn more about Alpha-Bio Tec.'s educational activities



IMPLANT **SOLUTIONS**

PREDICTABILITY & CONFIDENCE FOR VARIOUS CLINICAL INDICATIONS

From conical connection to internal hex connection implants, Alpha-Bio Tec. offers a range of implant solutions suitable for a variety of procedures & clinical indications, for your confidence in Every Step!



CONNECTION TYPES

SECURE CONNECTIONS FOR PREDICTABILITY & ESTHETICS

Alpha-Bio Tec. offers two types of Implant-Abutment connections:

Conical Connection
(CS & CHC)

Internal Hex Connection
(IH)

Conical Connection

Alpha-Bio Tec. Conical Connection Implants have a conical shape connection to the abutment and are available in standard diameters (Ø 3.75 mm | Ø 4.2 mm| Ø 5 mm) & narrow diameters (Ø 3.2 mm | Ø 3.5 mm).

CONICAL STANDARD CONNECTION

CS

Ø 3.75 mm | Ø 4.2 mm | Ø 5 mm



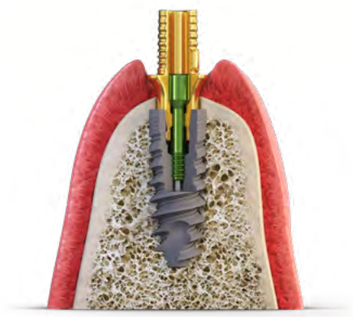

CONICAL NARROW CONNECTION

CHC

Ø 3.2 mm | Ø 3.5 mm

CS Implants:

- MultiNeO™
- MultiNeO™ powered by NiNA™
- DFI™

CHC Implants:

- MultiNeO™
- MultiNeO™ powered by NiNA™
- NICE™

Enhanced platform switching

Low bacterial leakage

Reduced marginal bone loss

Tight implant-abutment fit & minimal micromovements

Long term esthetic results

CONNECTION TYPES

Secure Connections for Predictability & Esthetics

Internal Hex Connection

The Internal Hex Connection is the most popular & widely used implant connection in dentistry & is considered as an industry standard. Alpha-Bio Tec. Internal Hex Connection Implants are available in various diameters, up to Ø 6mm.

INTERNAL HEX CONNECTION

IH

Various diameters up to Ø 6mm

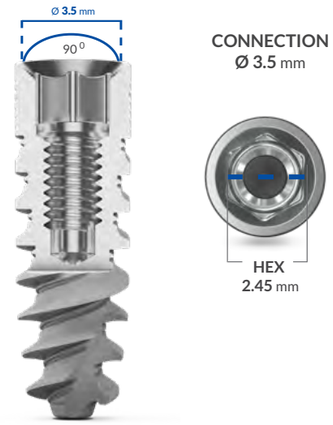

IH Implants:

- MultiNeO™
- DFI™
- SPIRAL™
- ICE™

High stability to lateral forces

Long term proven results

High stability of the implant screw

Simple restoration process

SURFACE TECHNOLOGY

SURFACE TREATMENT FOR ENHANCED PREDICTABILITY & CLINICAL SUCCESS

All Alpha-Bio Tec. implants are made from titanium alloy Ti 6Al 4V ELI, a strong, durable, & highly bio-compatible material, and undergo mechanical & chemical surface modification processes, for increased implant surface area, enhanced bone-to-implant-contact & high survival rates.

NANOTEC™

NanoTec micron level implant surface is achieved through a mechanical & chemical surface modification process, which involves sandblasting and double thermal acid etching, for the creation of micropores (sized 1-5 microns).

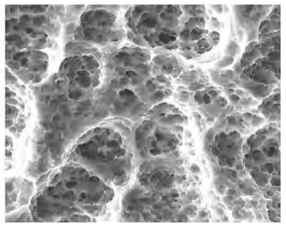

Micro level X 3k

The NanoTec process creates a high surface area, greatly influences the initial contact with the host bone and contributes to:

- Excellent osseointegration
- High long-term BIC (Bone to Implant Contact)
- Increased secondary stability

NiNA NANO HYDROPHILIC SURFACE

The innovative super-hydrophilic nanostructure surface consists of multiple levels:

- The basic micron level (1-5 microns) produced from the known and trusted sandblasted and acid etched treatment
- New innovative TiO_2 (Titanium Oxide) structures on the nanometric level
- A protective layer deployed on the implant to maintain the titanium's natural hydrophilic properties

Visible nanoscale TiO_2 structures increase surface area and actively promote osteoblast bone formation. The active attraction of osteoblasts, combined with surface hydrophilicity, enhances a biological response accelerating wound healing processes & increased BIC for enhanced confidence & predictability.

Micro level



(A) Micro level X 15k

Nano level

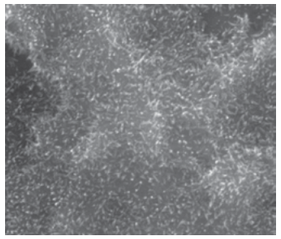

(B) Nano Level X 200k with nanostructures

SEM images: 15k magnification of a sandblasted and acid-etched implant (A) vs. 200k magnification of NiNA surface treatment (B), demonstrating TiO_2 structures growth.

MULTINEO™

MAXIMIZE ON IMMEDIACY

The MultiNeO implant enables multiple options & multiple solutions for a variety of procedures & clinical indications, from immediate implantation & immediate loading to sinus augmentation, bone defects, narrow alveolar ridges and more.

- Conical Standard Connection (CS)
- Conical Narrow Connection (CHC)
- Internal Hex Connection (IH)

High primary stability

Increased surface area & BIC (Bone-Implant-Contact)

Reduced marginal bone loss

Comprehensive restoration process with high esthetic results

MULTINEO™ | POWERED BY NiNA

EMPOWERING PREDICTABILITY & PERFORMANCE IN IMMEDIACY

The MultiNeO powered by NiNA implant embodies the perfect synergy between an innovative implant and an advanced Nano Hydrophilic Surface enabling faster treatment and healing time and optimal patient care.

- Conical Standard Connection (CS)
- Conical Narrow Connection (CHC)

High primary stability

Enhanced osseointegration & increased BIC (Bone-Implant-Contact)

High clinical predictability

Fast healing process

DFI™

A CYLINDRICAL IMPLANT YOU CAN RELY UPON WITH CONFIDENCE

The DFI implant is one of Alpha-Bio Tec.'s Legacy solutions. It is a cylindrical, slightly tapered implant, suitable for all bone types & a variety of clinical indications. From a single tooth to full arch restoration, the DFI implant is easily stabilized & controlled during placement & enables you to achieve long term stability, predictable esthetic results & high clinical success rates.

- Conical Standard Connection (CS)
- Internal Hex Connection (IH)

Good primary stability

Controlled & smooth insertion

Large surface area

Slightly tapered apex

SPIRAL™

ALPHA-BIO TEC.'S FIRST TAPERED INTERNAL HEX IMPLANT!

The SPIRAL implant is one of the most widely used implants by Alpha-Bio Tec.'s customers around the world as it a legacy dental solution for a variety of procedures with years of proven clinical success. The Spiral implant is designed with an internal hex connection and is available in a variety of implant diameters & lengths.

- Internal Hex Connection (IH)

High primary stability

Increased BIC (Bone-Implant-Contact)

Supports a wide range of clinical indications

Easy & smooth insertion

IMPLANT SOLUTIONS OVERVIEW

ICE™

A CLASSICAL IMPLANT FOR CONTROLLED BONE PENETRATION

The ICE implant is a moderately tapered implant, suitable for a wide range of clinical cases and enables improved bone preservation & controlled bone penetration.

- **Internal Hex Connection (IH)**

Controlled bone penetration

Good primary stability

Improved stress distribution

Supports a wide range of clinical indications

NICE™

AN ULTIMATE SOLUTION FOR NARROW RIDGES

The NICE Implant is a moderately tapered ø 3.2 implant with a conical connection, suitable for implantation in narrow ridges & limited space.

- **Conical Narrow Connection (CHC)**

Controlled bone penetration

Good primary stability

Improved stress distribution

Supports a wide range of clinical cases

ADVANCED IMPLANT PACKAGE

Designed for Maximum Convenience and Enhanced Ergonomics

DESIGNED TO BE OPENED SINGLE HANDEDLY!

MOUNT-LESS PACKAGE WITH ADVANCED GRIP DRIVERS

IMPLANT PACKAGE IDENTIFICATION LABELS FOR EASY RECOGNITION OF THE IMPLANT DIAMETER, CONNECTION & TYPE

SELF-STACKABLE AND INTERLOCKING FOR EASY & EFFICIENT STORAGE

1
Tear the cardboard

2
Pull the Tyvek®



3
Remove the inner holder

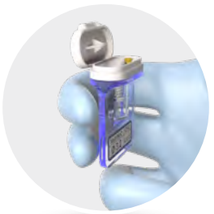

4
Open the cap - easy one-hand operation

5
Insert the dedicated driver clockwise (Ratchet wrench is for illustration purposes only)

6
Remove the connected implant from the package

7
Implant can be inserted directly to site

8
Remove cover screw using an appropriate prosthetic driver

** Product images are for illustration purposes only.*

MULTINEO Maximize on Immediacy

The MultiNeO implant is a tapered implant designed for immediate implant placement. It enables multiple options & multiple solutions for a variety of procedures & clinical indications, from immediate implantation & immediate loading to sinus augmentation, extreme bone defects, narrow alveolar ridges and more.

A comprehensive prosthetic line is available for all MultiNeO implant connections:

Conical Standard Connection (CS)

Conical Narrow Connection (CHC)

Internal Hex Connection (IH)



MICRO THREADS, CUTTING FLUTES & PLATFORM SWITCHING

- Reduced pressure on cortical region
- Improved bone preservation
- High initial stability

SLIGHTLY TAPERED BODY, TAPERED CORE, VARIABLE THREADS WITH MICRO THREADS

- High cutting efficiency
- Fast and controlled insertion
- Increased surface area
- Increased BIC

NARROW APEX WITH PATENTED CENTERING FEATURE

- Easy navigation and penetration
- Efficient cutting capability
- High primary stability

High primary stabiity

Increased BIC (Bone-Implant-Contact)

Reduced marginal bone loss

Comprehensive restoration process for high esthetic results

Conical Standard Connection (CS)

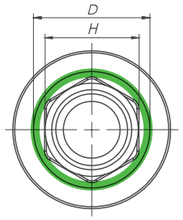

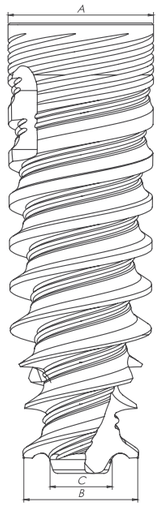

Diameter	Length	Ref. No.	Dimensions				
			A	B	C	D	H
Ø 3.75	8 mm	1938	Ø 3.75	Ø 3.1	Ø 1.8	Ø 3.1	2.5
	10 mm	1930	Ø 3.75	Ø 2.9	Ø 1.5	Ø 3.1	2.5
	11.5 mm	1931	Ø 3.75	Ø 2.9	Ø 1.5	Ø 3.1	2.5
	13 mm	1933	Ø 3.75	Ø 2.9	Ø 1.5	Ø 3.1	2.5
	16 mm	1936	Ø 3.75	Ø 2.9	Ø 1.5	Ø 3.1	2.5
Ø 4.2	8 mm	1948	Ø 4.2	Ø 3.5	Ø 1.8	Ø 3.1	2.5
	10 mm	1940	Ø 4.2	Ø 3.3	Ø 1.8	Ø 3.1	2.5
	11.5 mm	1941	Ø 4.2	Ø 3.3	Ø 1.8	Ø 3.1	2.5
	13 mm	1943	Ø 4.2	Ø 3.3	Ø 1.8	Ø 3.1	2.5
	16 mm	1946	Ø 4.2	Ø 3.3	Ø 1.8	Ø 3.1	2.5
Ø 5.0	8 mm	1958	Ø 5.0	Ø 4.4	Ø 2.6	Ø 3.1	2.5
	10 mm	1950	Ø 5.0	Ø 4.1	Ø 2.3	Ø 3.1	2.5
	11.5 mm	1951	Ø 5.0	Ø 4.1	Ø 2.3	Ø 3.1	2.5
	13 mm	1953	Ø 5.0	Ø 4.1	Ø 2.3	Ø 3.1	2.5

For **Conical Standard Connection (CS)** prosthetic solutions, see pages 57-80

Conical Narrow Connection (CHC)

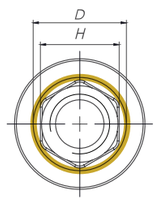

Diameter	Length	Ref. No	Dimensions				
			A	B	C	D	H
Ø 3.2	8 mm	1908	Ø 3.2	Ø 2.9	Ø 1.5	Ø 2.5	2.1
	10 mm	1900	Ø 3.2	Ø 2.9	Ø 1.5	Ø 2.5	2.1
	11.5 mm	1901	Ø 3.2	Ø 2.9	Ø 1.5	Ø 2.5	2.1
	13 mm	1903	Ø 3.2	Ø 2.9	Ø 1.5	Ø 2.5	2.1
	16 mm	1906	Ø 3.2	Ø 2.9	Ø 1.5	Ø 2.5	2.1
Ø 3.5	8 mm	1928	Ø 3.5	Ø 2.9	Ø 1.5	Ø 2.5	2.1
	10 mm	1920	Ø 3.5	Ø 2.9	Ø 1.5	Ø 2.5	2.1
	11.5 mm	1921	Ø 3.5	Ø 2.9	Ø 1.5	Ø 2.5	2.1
	13 mm	1923	Ø 3.5	Ø 2.9	Ø 1.5	Ø 2.5	2.1
	16 mm	1926	Ø 3.5	Ø 2.9	Ø 1.5	Ø 2.5	2.1

For **Conical Narrow Connection (CHC)** prosthetic solutions, see pages 81-103

Internal Hex Connection (IH)

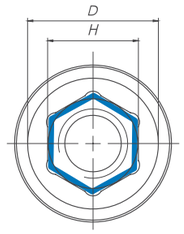

Diameter	Length	Ref. No.	Dimensions				
			A	B	C	D	H
Ø 3.75	8 mm	1968	Ø 3.75	Ø 3.1	Ø 1.8	Ø 3.5	2.5
	10 mm	1960	Ø 3.75	Ø 2.9	Ø 1.5	Ø 3.5	2.5
	11.5 mm	1961	Ø 3.75	Ø 2.9	Ø 1.5	Ø 3.5	2.5
	13 mm	1963	Ø 3.75	Ø 2.9	Ø 1.5	Ø 3.5	2.5
	16 mm	1966	Ø 3.75	Ø 2.9	Ø 1.5	Ø 3.5	2.5
Ø 4.2	8 mm	1978	Ø 4.2	Ø 3.5	Ø 1.8	Ø 3.5	2.5
	10 mm	1970	Ø 4.2	Ø 3.3	Ø 1.8	Ø 3.5	2.5
	11.5 mm	1971	Ø 4.2	Ø 3.3	Ø 1.8	Ø 3.5	2.5
	13 mm	1973	Ø 4.2	Ø 3.3	Ø 1.8	Ø 3.5	2.5
	16 mm	1976	Ø 4.2	Ø 3.3	Ø 1.8	Ø 3.5	2.5
Ø 5	8 mm	1988	Ø 5.0	Ø 4.4	Ø 2.6	Ø 3.5	2.5
	10 mm	1980	Ø 5.0	Ø 4.1	Ø 2.3	Ø 3.5	2.5
	11.5 mm	1981	Ø 5.0	Ø 4.1	Ø 2.3	Ø 3.5	2.5
	13 mm	1983	Ø 5.0	Ø 4.1	Ø 2.3	Ø 3.5	2.5

For **Internal Hex Connection (IH)** prosthetic solutions, see pages 104-127

STEP DRILLING SEQUENCE

Ø 3.2

Bone Type IV	Bone Type II & III		Bone Type I		
Ø2.0	Ø2.0	Ø2.4/Ø2.8	Ø2.0	Ø2.4/Ø2.8	Ø2.8/Ø3.0

Ø 3.5

Bone Type IV		Bone Type II & III			Bone Type I		
Ø2.0	Ø2.0/Ø2.4	Ø2.0	Ø2.4/Ø2.8	Ø2.8/Ø3.0	Ø2.0	Ø2.4/Ø2.8	Ø2.8/Ø3.2

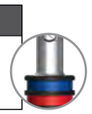

Ø 3.75

Bone Type IV		Bone Type II & III			Bone Type I			
Ø2.0	Ø2.4/Ø2.8	Ø2.0	Ø2.4/Ø2.8	Ø2.8/Ø3.2	Ø2.0	Ø2.4/Ø2.8	Ø2.8/Ø3.2	Ø3.2/Ø3.65 Cortical*

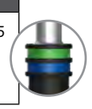

Ø 4.2

Bone Type IV			Bone Type II & III			Bone Type I			
Ø2.0	Ø2.4/Ø2.8	Ø2.8/Ø3.2	Ø2.0	Ø2.4/Ø2.8	Ø3.2/Ø3.65	Ø2.0	Ø2.4/Ø2.8	Ø3.2/Ø3.65	Ø3.65/Ø4.1 Cortical*

Ø 5.0

Bone Type IV			Bone Type II & III				Bone Type I					
Ø2.0	Ø2.4 / Ø2.8	Ø3.2 / Ø3.65	Ø2.0	Ø2.4 / Ø2.8	Ø3.2 / Ø3.65	Ø3.65 / Ø4.1	Ø2.0	Ø2.4 / Ø2.8	Ø3.2 / Ø3.65	Ø3.65 / Ø4.1	Ø4.1 / Ø4.5	Ø4.5 / Ø4.8 Cortical*

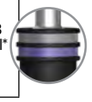

* **Cortical** – Drill through cortical plate.

STRAIGHT DRILLING SEQUENCE

Ø 3.2

Bone Type IV	Bone Type II & III			Bone Type I		
Ø2.0	Ø2.0	Ø2.4	Ø2.8*	Ø2.0	Ø2.8	Ø3.0*

Ø 3.5

Bone Type IV		Bone Type II & III			Bone Type I		
Ø2.0	Ø2.4*	Ø2.0	Ø2.8	Ø3.0*	Ø2.0	Ø2.8	Ø3.2*

* 3mm shorter than implant's length.

Ø 3.75

Bone Type IV			Bone Type II & III			Bone Type I			
Ø2.0	Ø2.4	Ø2.8**	Ø2.0	Ø2.8	Ø3.2**	Ø2.0	Ø2.8	Ø3.2**	Ø3.65 Cortical*

Ø 4.2

Bone Type IV			Bone Type II & III				Bone Type I				
Ø2.0	Ø2.8	Ø3.2**	Ø2.0	Ø2.8	Ø3.2	Ø3.65**	Ø2.0	Ø2.8	Ø3.2	Ø3.65**	Ø4.1 Cortical*

Ø 5.0

Bone Type IV				Bone Type II & III					Bone Type I					
Ø2.0	Ø2.8	Ø3.2	Ø3.65**	Ø2.0	Ø2.8	Ø3.2	Ø3.65	Ø4.1**	Ø2.0	Ø2.8	Ø3.2	Ø3.65	Ø4.1	Ø4.5**	Ø4.8 Cortical*

* **Cortical** – Drill through cortical plate.

** 3mm shorter than implant's length. Note that drill can be replaced by a corresponding step drill throughout entire implant's length. For more information, see step protocol.

Important: Professional discretion is advised for adaptations of the drilling sequence in different clinical cases.

MULTINEO™ NiNA™ Nano Hydrophilic Surface

Empowering Predictability & Performance in Immediacy

MultiNeO™ powered by NiNA™ embodies the synergy between an innovative implant and an advanced nano hydrophilic surface, enabling you to enhance your clinical performance and confidence in immediate implant and loading procedures, due to enhanced bone formation and faster healing time for optimal patient care.

A comprehensive conical connection prosthetic line is available for all MultiNeO powered by NiNA implants:

Conical Standard Connection (CS)

Conical Narrow Connection (CHC)

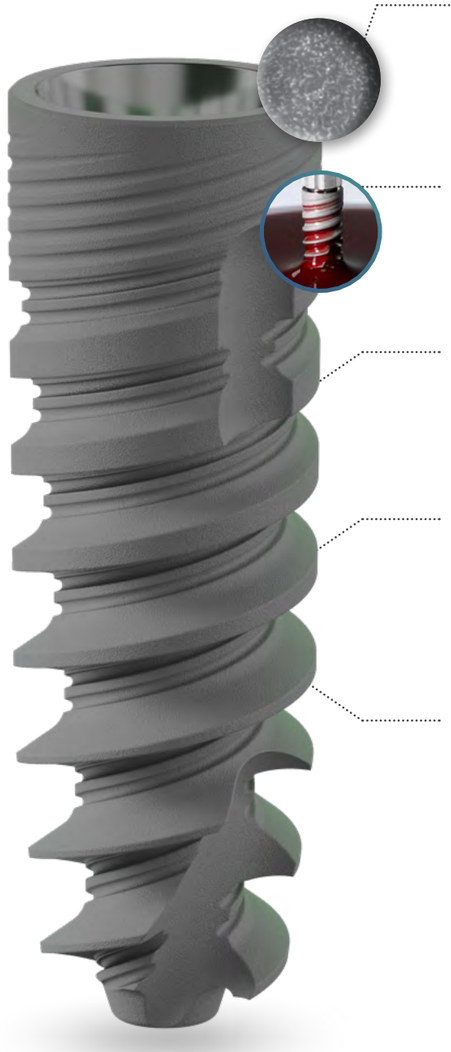

NANO STRUCTURES

Visible nanoscale TiO_2 structures increase surface area and actively promote osteoblast bone formation

IMPLANT HYDROPHILICITY

NiNA hydrophilic surface contributes to accelerated blood and bone attraction, and increased BIC

SPECIAL CUTTING FLUTES & MICRO THREADS

- Reduced pressure on cortical bone
- Improved bone preservation
- High primary stability

INNOVATIVE THREAD DESIGN WITH TWO MICRO THREADS AND SHARP ATTACK ANGLE

- High cutting efficiency
- High primary stability in all bone types
- Greater surface area (BIC)

UNIQUE PATENTED CENTERING FEATURE & SHARP AND DEEP THREADS

- High primary engagement
- Easy navigation and penetration
- High cutting efficiency

DRY IMPLANT PACKAGE

Patented technology allows for a dry implant package with ultra-hydrophilicity maintained

High primary stability

Enhanced osseointegration & increased BIC

High clinical predictability

Fast healing process

Conical Narrow Connection (CHC)

Diameter	Length	Ref. No	Dimensions A	B	C	D	H
Ø 3.2	8 mm	9308	Ø 3.2	Ø 2.9	Ø 1.5	Ø 2.5	2.1
	10 mm	9300	Ø 3.2	Ø 2.9	Ø 1.5	Ø 2.5	2.1
	11.5 mm	9301	Ø 3.2	Ø 2.9	Ø 1.5	Ø 2.5	2.1
	13 mm	9303	Ø 3.2	Ø 2.9	Ø 1.5	Ø 2.5	2.1
	16 mm	9306	Ø 3.2	Ø 2.9	Ø 1.5	Ø 2.5	2.1
Ø 3.5	8 mm	9328	Ø 3.5	Ø 2.9	Ø 1.5	Ø 2.5	2.1
	10 mm	9320	Ø 3.5	Ø 2.9	Ø 1.5	Ø 2.5	2.1
	11.5 mm	9321	Ø 3.5	Ø 2.9	Ø 1.5	Ø 2.5	2.1
	13 mm	9323	Ø 3.5	Ø 2.9	Ø 1.5	Ø 2.5	2.1
	16 mm	9326	Ø 3.5	Ø 2.9	Ø 1.5	Ø 2.5	2.1

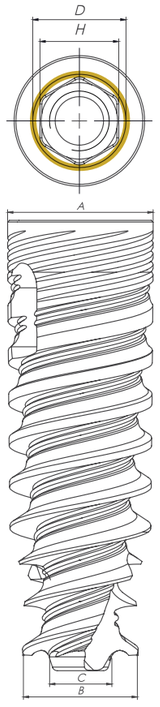

For **Conical Narrow Connection (CHC)** prosthetic solutions, see pages 81-103

Conical Standard Connection (CS)

Diameter	Length	Ref. No.	Dimensions A	B	C	D	H
Ø 3.75	8 mm	9338	Ø 3.75	Ø 3.1	Ø 1.8	Ø 3.1	2.5
	10 mm	9330	Ø 3.75	Ø 2.9	Ø 1.5	Ø 3.1	2.5
	11.5 mm	9331	Ø 3.75	Ø 2.9	Ø 1.5	Ø 3.1	2.5
	13 mm	9333	Ø 3.75	Ø 2.9	Ø 1.5	Ø 3.1	2.5
	16 mm	9336	Ø 3.75	Ø 2.9	Ø 1.5	Ø 3.1	2.5
Ø 4.2	8 mm	9348	Ø 4.2	Ø 3.5	Ø 1.8	Ø 3.1	2.5
	10 mm	9340	Ø 4.2	Ø 3.3	Ø 1.8	Ø 3.1	2.5
	11.5 mm	9341	Ø 4.2	Ø 3.3	Ø 1.8	Ø 3.1	2.5
	13 mm	9343	Ø 4.2	Ø 3.3	Ø 1.8	Ø 3.1	2.5
	16 mm	9346	Ø 4.2	Ø 3.3	Ø 1.8	Ø 3.1	2.5
Ø 5.0	8 mm	9358	Ø 5.0	Ø 4.4	Ø 2.6	Ø 3.1	2.5
	10 mm	9350	Ø 5.0	Ø 4.1	Ø 2.3	Ø 3.1	2.5
	11.5 mm	9351	Ø 5.0	Ø 4.1	Ø 2.3	Ø 3.1	2.5
	13 mm	9353	Ø 5.0	Ø 4.1	Ø 2.3	Ø 3.1	2.5

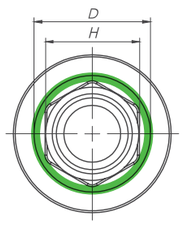

For **Conical Standard Connection (CS)** prosthetic solutions, see pages 57-80

MULTINEO POWERED BY NINA Empowering Predictability & Performance in Immediacy

STEP DRILLING SEQUENCE

	Bone Type IV			Bone Type II & III			Bone Type I		
Ø 3.2	Ø 2.0			Ø 2.0	Ø 2.4/Ø 2.8		Ø 2.0	Ø 2.4/Ø 2.8	Ø 2.8/Ø 3.0
Ø 3.5	Ø 2.0	Ø 2.0/Ø 2.4		Ø 2.0	Ø 2.4/Ø 2.8	Ø 2.8/Ø 3.0	Ø 2.0	Ø 2.4/Ø 2.8	Ø 2.8/Ø 3.2
Ø 3.75	Ø 2.0	Ø 2.4/Ø 2.8		Ø 2.0	Ø 2.4/Ø 2.8	Ø 2.8/Ø 3.2	Ø 2.0	Ø 2.4/Ø 2.8	Ø 2.8/Ø 3.2	Ø 3.2/Ø 3.65 Cortical*
Ø 4.2	Ø 2.0	Ø 2.4/Ø 2.8	Ø 2.8/Ø 3.2	Ø 2.0	Ø 2.4/Ø 2.8	Ø 3.2/Ø 3.65	Ø 2.0	Ø 2.4/Ø 2.8	Ø 3.2/Ø 3.65	Ø 3.65/Ø 4.1 Cortical*
Ø 5.0	Ø 2.0	Ø 2.4 / Ø 2.8	Ø 3.2 / Ø 3.65	Ø 2.0	Ø 2.4 / Ø 2.8	Ø 3.2 / Ø 3.65	Ø 3.65 / Ø 4.1	Ø 2.0	Ø 2.4 / Ø 2.8	Ø 3.2 / Ø 3.65	Ø 3.65 / Ø 4.1	Ø 4.1 / Ø 4.5	Ø 4.5 / Ø 4.8 Cortical*

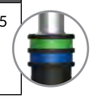

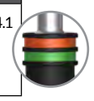



STRAIGHT DRILLING SEQUENCE

	Bone Type IV			Bone Type II & III			Bone Type I		
Ø 3.2	Ø 2.0			Ø 2.0	Ø 2.4	Ø 2.8*	Ø 2.0	Ø 2.8	Ø 3.0*
Ø 3.5	Ø 2.0	Ø 2.4*		Ø 2.0	Ø 2.8	Ø 3.0*	Ø 2.0	Ø 2.8	Ø 3.2*
Ø 3.75	Ø 2.0	Ø 2.4	Ø 2.8**	Ø 2.0	Ø 2.8	Ø 3.2**	Ø 2.0	Ø 2.8	Ø 3.2**	Ø 3.65 Cortical*
Ø 4.2	Ø 2.0	Ø 2.8	Ø 3.2**	Ø 2.0	Ø 2.8	Ø 3.2	Ø 3.65**	Ø 2.0	Ø 2.8	Ø 3.2	Ø 3.65**	Ø 4.1 Cortical*
Ø 5.0	Ø 2.0	Ø 2.8	Ø 3.2	Ø 3.65**	Ø 2.0	Ø 2.8	Ø 3.2	Ø 3.65	Ø 4.1**	Ø 2.0	Ø 2.8	Ø 3.2	Ø 3.65	Ø 4.1	Ø 4.5**	Ø 4.8 Cortical*

* 3mm shorter than implant's length.

*** Cortical** – Drill through cortical plate. ** 3mm shorter than implant's length. Note that drill can be replaced by a corresponding step drill throughout entire implant's length. For more information, see step protocol. **Important:** Professional discretion is advised for adaptations of the drilling sequence in different clinical cases.

DFI™

A Cylindrical Implant You Can Rely Upon with Confidence

The DFI™ implant is one of Alpha-Bio Tec.'s Legacy solutions. It is a cylindrical implant with a slightly tapered apex, suitable for all bone types & a variety of clinical indications. The DFI implant is easily stabilized & controlled during placement & enables you to achieve long term stability, predictable esthetic results & high clinical success rates.

A comprehensive prosthetic line is available for all DFI implant connections:

Conical Standard Connection (CS)

Internal Hex Connection (IH)



MICRO RINGS

- Reduced marginal bone loss
- Decreased crestal compression
- Increased Bone to Implant Contact (BIC)

CYLINDRICAL BODY WITH VARIABLE THREADS

- Increased BIC
- Efficient load distribution
- Reduced marginal bone loss

SLIGHTLY TAPERED FLAT APEX WITH SHARP THREADS & A CUTTING FLUTE

- Good primary stability
- Increased surface area
- Smooth & controlled insertion

Good primary stability

Controlled & smooth insertion

Large surface area

Slightly tapered apex

Conical Standard Connection (CS)

Diameter	Length	Ref. No.	Dimensions A	B	C	D	H
Ø 3.75	8 mm	1828	Ø 3.85	Ø 3	Ø 2.1	Ø 3.1	2.5
	10 mm	1820	Ø 3.85	Ø 3	Ø 2.1	Ø 3.1	2.5
	11.5 mm	1821	Ø 3.85	Ø 3	Ø 2.1	Ø 3.1	2.5
	13 mm	1823	Ø 3.85	Ø 3	Ø 2.1	Ø 3.1	2.5
Ø 4.2	8 mm	1838	Ø 4.2	Ø 3.55	Ø 1.8	Ø 3.1	2.5
	10 mm	1830	Ø 4.2	Ø 3.3	Ø 1.8	Ø 3.1	2.5
	11.5 mm	1831	Ø 4.2	Ø 3.3	Ø 1.8	Ø 3.1	2.5
	13 mm	1833	Ø 4.2	Ø 3.3	Ø 1.8	Ø 3.1	2.5
Ø 5.0	8 mm	1848	Ø 4.95	Ø 4.05	Ø 3.1	Ø 3.1	2.5
	10 mm	1840	Ø 4.95	Ø 4.05	Ø 3.1	Ø 3.1	2.5
	11.5 mm	1841	Ø 4.95	Ø 4.05	Ø 3.1	Ø 3.1	2.5
	13 mm	1843	Ø 4.95	Ø 4.05	Ø 3.1	Ø 3.1	2.5

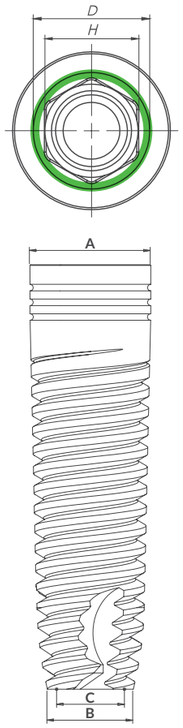

For **Conical Standard Connection (CS)** prosthetic solutions, see pages 57-80

Internal Hex Connection (IH)

Diameter	Length	Ref. No.	Dimensions A	B	C	D	H
Ø 3.3	8 mm	1288	Ø 3.7	Ø 2.6	Ø 2.1	Ø 3.5	2.5
	10 mm	1280	Ø 3.7	Ø 2.6	Ø 2.1	Ø 3.5	2.5
	11.5 mm	1281	Ø 3.7	Ø 2.6	Ø 2.1	Ø 3.5	2.5
	13 mm	1283	Ø 3.7	Ø 2.6	Ø 2.1	Ø 3.5	2.5
Ø 3.75	8 mm	1268	Ø 3.85	Ø 3	Ø 2.1	Ø 3.5	2.5
	10 mm	1260	Ø 3.85	Ø 3	Ø 2.1	Ø 3.5	2.5
	11.5 mm	1261	Ø 3.85	Ø 3	Ø 2.1	Ø 3.5	2.5
	13 mm	1263	Ø 3.85	Ø 3	Ø 2.1	Ø 3.5	2.5
Ø 4.2	8 mm	1278	Ø 4.2	Ø 3	Ø 2.2	Ø 3.5	2.5
	10 mm	1270	Ø 4.2	Ø 3	Ø 2.2	Ø 3.5	2.5
	11.5 mm	1271	Ø 4.2	Ø 3	Ø 2.2	Ø 3.5	2.5
	13 mm	1273	Ø 4.2	Ø 3	Ø 2.2	Ø 3.5	2.5
Ø 5	8 mm	1298	Ø 4.95	Ø 4.05	Ø 3.1	Ø 3.5	2.5
	10 mm	1290	Ø 4.95	Ø 4.05	Ø 3.1	Ø 3.5	2.5
	11.5 mm	1291	Ø 4.95	Ø 4.05	Ø 3.1	Ø 3.5	2.5
	13 mm	1293	Ø 4.95	Ø 4.05	Ø 3.1	Ø 3.5	2.5

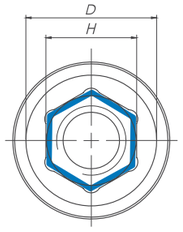

For **Internal Hex Connection (IH)** prosthetic solutions, see pages 104-127

STRAIGHT DRILLING SEQUENCE

Ø 3.3

Bone Type IV		Bone Type II & III		Bone Type I		
Ø 2.0	Ø 2.8 Cortical*	Ø 2.0	Ø 2.8	Ø 2.0	Ø 2.8	Ø 3.2 Cortical*

Ø 3.75

Bone Type IV			Bone Type II & III			Bone Type I			
Ø 2.0	Ø 2.8	Ø 3.2 Cortical*	Ø 2.0	Ø 2.8	Ø 3.2	Ø 2.0	Ø 2.8	Ø 3.2	Ø 3.65 Cortical*

Ø 4.2

Bone Type IV				Bone Type II & III				Bone Type I				
Ø 2.0	Ø 2.8	Ø 3.2	Ø 3.65 Cortical*	Ø 2.0	Ø 2.8	Ø 3.2	Ø 3.65	Ø 2.0	Ø 2.8	Ø 3.2	Ø 3.65	Ø 4.1 Cortical*

Ø 5.0

Bone Type IV						Bone Type II & III					
Ø 2.0	Ø 2.8	Ø 3.2	Ø 3.65	Ø 4.1	Ø 4.5 Cortical*	Ø 2.0	Ø 2.8	Ø 3.2	Ø 3.65	Ø 4.1	Ø 4.5

Bone Type I						
Ø 2.0	Ø 2.8	Ø 3.2	Ø 3.65	Ø 4.1	Ø 4.5	Ø 4.8 Cortical*

* **Cortical** – Drill through cortical plate.

Important: Professional discretion is advised for adaptations of the drilling sequence in different clinical cases.

SPIRAL™

Alpha-Bio Tec.'s First Tapered Internal Hex Implant!

The SPIRAL implant is one of the most widely used implants by Alpha-Bio Tec. customers around the world as it is a legacy dental solution for a variety of procedures with years of proven clinical success. The SPIRAL implant is designed with an internal hex connection and is available in a variety of implant diameters & lengths.

A comprehensive internal hex prosthetic line is available for SPIRAL implants:

Internal Hex Connection (IH)



MICRO RINGS

- Reduced marginal bone loss
- Decreased crestal stress

SLIGHTLY TAPERED BODY, TAPERED CORE, WITH DOUBLE & VARIABLE THREADS

- Redirecting capability
- Easy insertion
- Increased BIC

NARROW CORE & SHARP & DEEP APICAL THREADS

- Easy and smooth insertion
- High primary stability

High primary stability

Increased BIC (Bone-Implant-Contact)

Supports a wide range of clinical indications

Easy & smooth insertion

Internal Hex Connection (IH)

Diameter	Length	Ref. No.	Dimensions A	B	C	D	H
Ø 3.3	8 mm	1308	Ø 3.7	Ø 2.55	Ø 1.55	Ø 3.5	2.5
	10 mm	1300	Ø 3.7	Ø 2.55	Ø 1.55	Ø 3.5	2.5
	11.5 mm	1301	Ø 3.7	Ø 2.55	Ø 1.55	Ø 3.5	2.5
	13 mm	1303	Ø 3.7	Ø 2.55	Ø 1.55	Ø 3.5	2.5
	16 mm	1306	Ø 3.7	Ø 2.55	Ø 1.55	Ø 3.5	2.5
Ø 3.75	8 mm	1358	Ø 3.85	Ø 2.9	Ø 2	Ø 3.5	2.5
	10 mm	1350	Ø 3.85	Ø 2.9	Ø 2	Ø 3.5	2.5
	11.5 mm	1351	Ø 3.85	Ø 2.9	Ø 2	Ø 3.5	2.5
	13 mm	1353	Ø 3.85	Ø 2.9	Ø 2	Ø 3.5	2.5
	16 mm	1356	Ø 3.85	Ø 2.9	Ø 2	Ø 3.5	2.5
Ø 4.2	8 mm	1338	Ø 4.2	Ø 3	Ø 2.1	Ø 3.5	2.5
	10 mm	1330	Ø 4.2	Ø 3	Ø 2.1	Ø 3.5	2.5
	11.5 mm	1331	Ø 4.2	Ø 3	Ø 2.1	Ø 3.5	2.5
	13 mm	1333	Ø 4.2	Ø 3	Ø 2.1	Ø 3.5	2.5
	16 mm	1336	Ø 4.2	Ø 3	Ø 2.1	Ø 3.5	2.5
Ø 5	8 mm	1348	Ø 4.95	Ø 3.3	Ø 2.6	Ø 3.5	2.5
	10 mm	1340	Ø 4.95	Ø 3.3	Ø 2.6	Ø 3.5	2.5
	11.5 mm	1341	Ø 4.95	Ø 3.3	Ø 2.6	Ø 3.5	2.5
	13 mm	1343	Ø 4.95	Ø 3.3	Ø 2.6	Ø 3.5	2.5
	16 mm	1346	Ø 4.95	Ø 3.3	Ø 2.6	Ø 3.5	2.5
Ø 6	8 mm	1368	Ø 5.95	Ø 4.6	Ø 3.35	Ø 3.5	2.5
	10 mm	1360	Ø 5.95	Ø 4.6	Ø 3.45	Ø 3.5	2.5
	11.5 mm	1361	Ø 5.95	Ø 4.6	Ø 3.45	Ø 3.5	2.5
	13 mm	1363	Ø 5.95	Ø 4.6	Ø 3.45	Ø 3.5	2.5

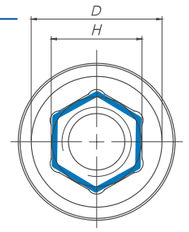



For **Internal Hex Connection (IH)** prosthetic solutions, see pages 104-127

SPIRAL Alpha-Bio Tec.'s First Tapered Internal Hex Implant

STRAIGHT DRILLING SEQUENCE

Ø 3.3

Bone Type IV	Bone Type II & III		Bone Type I		
Ø 2.0	Ø 2.0	Ø 2.8	Ø 2.0	Ø 2.8	Ø 3.2 Cortical*

Ø 3.75

Bone Type IV		Bone Type II & III			Bone Type I			
Ø 2.0	Ø 2.8	Ø 2.0	Ø 2.8	Ø 3.2	Ø 2.0	Ø 2.8	Ø 3.2	Ø 3.65 Cortical*

Ø 4.2

Bone Type IV			Bone Type II & III				Bone Type I				
Ø 2.0	Ø 2.8	Ø 3.2	Ø 2.0	Ø 2.8	Ø 3.2	Ø 3.65	Ø 2.0	Ø 2.8	Ø 3.2	Ø 3.65	Ø 4.1 Cortical*

Ø 5.0

Bone Type IV				Bone Type II & III					
Ø 2.0	Ø 2.8	Ø 3.2	Ø 3.65	Ø 2.0	Ø 2.8	Ø 3.2	Ø 3.65	Ø 4.1	Ø 4.5

Bone Type I						
Ø 2.0	Ø 2.8	Ø 3.2	Ø 3.65	Ø 4.1	Ø 4.5	Ø 4.8 Cortical*



Ø 6.0

Bone Type IV						Bone Type II & III						
Ø 2.0	Ø 2.8	Ø 3.2	Ø 3.65	Ø 4.1	Ø 4.8	Ø 2.0	Ø 2.8	Ø 3.2	Ø 3.65	Ø 4.1	Ø 4.8	Ø 5.2

Bone Type I							
Ø 2.0	Ø 2.8	Ø 3.2	Ø 3.65	Ø 4.1	Ø 4.8	Ø 5.2	Ø 5.8 Cortical*

* **Cortical** – Drill through cortical plate.

Important: Professional discretion is advised for adaptations of the drilling sequence in different clinical cases.

ICE™

A Classical Implant for Controlled Bone Penetration!

The ICE™ implant is a moderately tapered implant, suitable for a wide range of clinical cases and enables improved bone preservation & controlled bone penetration.

A comprehensive internal hex prosthetic line is available for ICE implants:

Internal Hex Connection (IH)

MICRO THREADS

- Reduced marginal bone loss
- Decreased crestal stress
- Increased Bone Implant Contact (BIC)

MODERATELY TAPERED BODY AND CORE

- Smooth & controlled insertion
- Good primary stability

TAPERED APEX WITH SHARP & DEEP THREADS

- Smooth and controlled insertion
- Good primary stability

Controlled bone penetration

Good primary stability

Improved stress distribution

Supports wide range of clinical cases

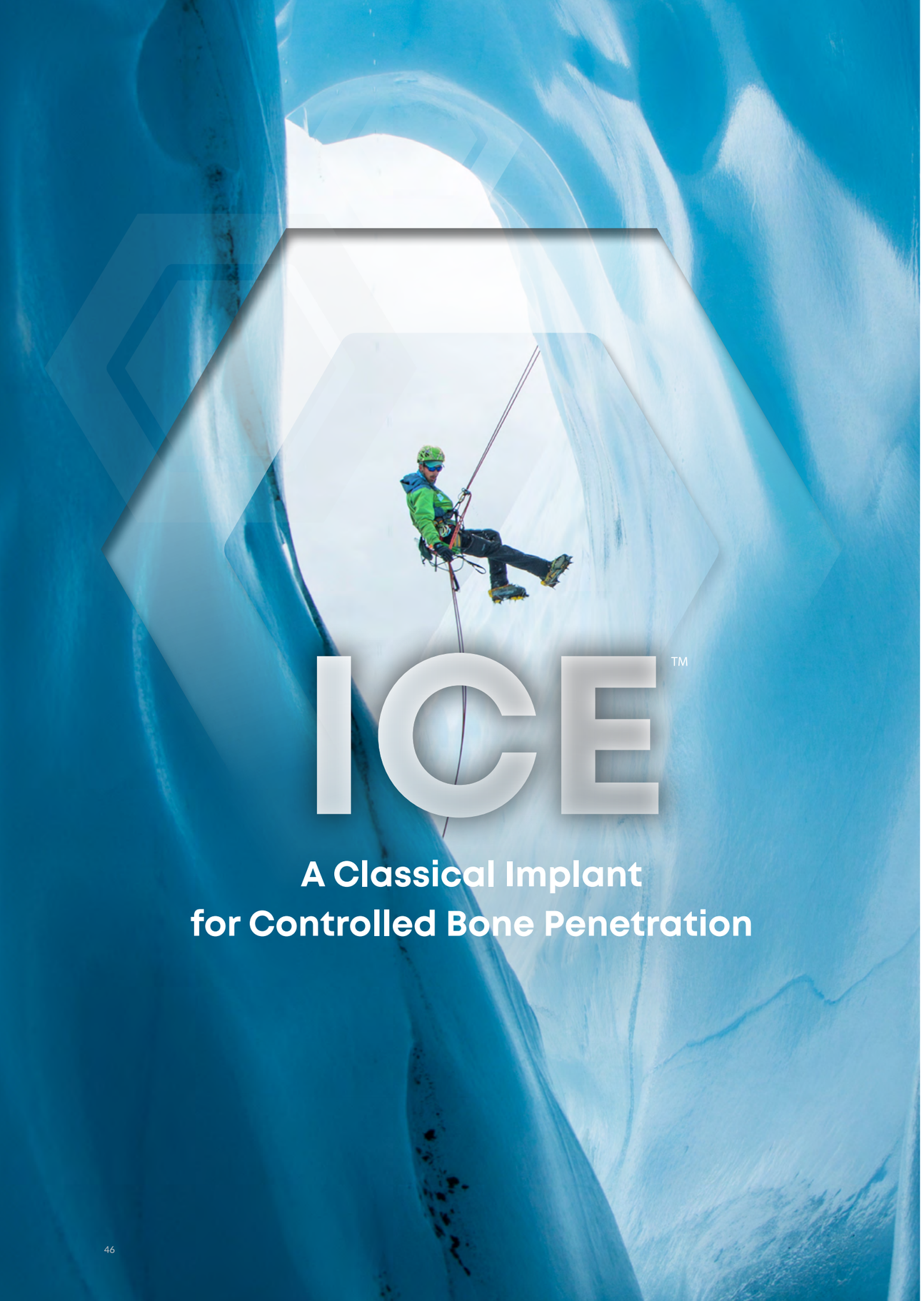

ICE™

A Classical Implant for Controlled Bone Penetration

Internal Hex Connection (IH)

Diameter	Length	Ref. No.	Dimensions				
			A	B	C	D	H
Ø 3.7N	10 mm	1000	Ø 3.75	Ø 2.2	Ø 1	Ø 3.5	2.5
	11.5 mm	1001	Ø 3.75	Ø 2.2	Ø 1	Ø 3.5	2.5
	13 mm	1003	Ø 3.75	Ø 2.2	Ø 1	Ø 3.5	2.5
Ø 3.75	8 mm	1018	Ø 3.75	Ø 2.6	Ø 1.6	Ø 3.5	2.5
	10 mm	1010	Ø 3.75	Ø 2.6	Ø 1.6	Ø 3.5	2.5
	11.5 mm	1011	Ø 3.75	Ø 2.6	Ø 1.6	Ø 3.5	2.5
	13 mm	1013	Ø 3.75	Ø 2.6	Ø 1.6	Ø 3.5	2.5
	16 mm	1016	Ø 3.75	Ø 2.6	Ø 1.6	Ø 3.5	2.5
Ø 4.2	6 mm	1056	Ø 4.2	Ø 2.7	Ø 2.7	Ø 3.5	2.5
	8 mm	1028	Ø 4.2	Ø 2.8	Ø 1.8	Ø 3.5	2.5
	10 mm	1020	Ø 4.2	Ø 2.8	Ø 1.8	Ø 3.5	2.5
	11.5 mm	1021	Ø 4.2	Ø 2.8	Ø 1.8	Ø 3.5	2.5
	13 mm	1023	Ø 4.2	Ø 2.8	Ø 1.8	Ø 3.5	2.5
	16 mm	1026	Ø 4.2	Ø 2.8	Ø 1.8	Ø 3.5	2.5
Ø 4.65	6 mm	1036	Ø 4.65	Ø 2.9	Ø 2.9	Ø 3.5	2.5
	8 mm	1038	Ø 4.65	Ø 3	Ø 2	Ø 3.5	2.5
	10 mm	1030	Ø 4.65	Ø 3	Ø 2	Ø 3.5	2.5
	11.5 mm	1031	Ø 4.65	Ø 3	Ø 2	Ø 3.5	2.5
	13 mm	1033	Ø 4.65	Ø 3	Ø 2	Ø 3.5	2.5
Ø 5.3	6 mm	1046	Ø 5.3	Ø 3.8	Ø 3.8	Ø 3.5	2.5
	8 mm	1048	Ø 5.3	Ø 3.45	Ø 2.45	Ø 3.5	2.5
	10 mm	1040	Ø 5.3	Ø 3.45	Ø 2.45	Ø 3.5	2.5
	11.5 mm	1041	Ø 5.3	Ø 3.45	Ø 2.45	Ø 3.5	2.5
	13 mm	1043	Ø 5.3	Ø 3.45	Ø 2.45	Ø 3.5	2.5

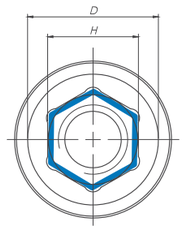

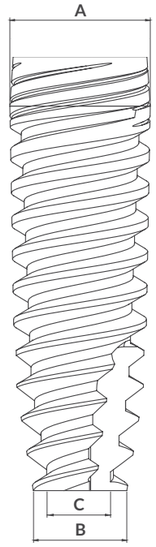

For Internal Hex Connection (IH) prosthetic solutions, see pages 104-127

STEP DRILLING SEQUENCE

Ø 3.7N

Bone Type IV		Bone Type II & III			Bone Type I			
Ø2.0	Ø2.0/Ø2.4	Ø2.0	Ø2.4/Ø2.8	Ø2.8/Ø3.2	Ø2.0	Ø2.4/Ø2.8	Ø2.8/Ø3.2	Ø3.2/Ø3.65 Cortical*

Ø 3.75

Bone Type IV		Bone Type II & III			Bone Type I			
Ø2.0	Ø2.4/Ø2.8	Ø2.0	Ø2.4/Ø2.8	Ø2.8/Ø3.2	Ø2.0	Ø2.4/Ø2.8	Ø2.8/Ø3.2	Ø3.2/Ø3.65 Cortical*

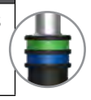

Ø 4.2

Bone Type IV			Bone Type II & III			Bone Type I			
Ø2.0	Ø2.4/Ø2.8	Ø2.8/Ø3.2	Ø2.0	Ø2.4/Ø2.8	Ø3.2/Ø3.65	Ø2.0	Ø2.4/Ø2.8	Ø3.2/Ø3.65	Ø3.65/Ø4.1 Cortical*

Ø 4.65

Bone Type IV			Bone Type II & III				Bone Type I				
Ø2.0	Ø2.4 / Ø2.8	Ø3.2 / Ø3.65	Ø2.0	Ø2.4 / Ø2.8	Ø3.2 / Ø3.65	Ø3.65 / Ø4.1	Ø2.0	Ø2.4 / Ø2.8	Ø3.2 / Ø3.65	Ø3.65 / Ø4.1	Ø4.1 / Ø4.5 Cortical*

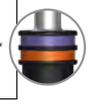

Ø 5.3

Bone Type IV				Bone Type II & III					Bone Type I					
Ø2.0	Ø2.4 / Ø2.8	Ø3.2 / Ø3.65	Ø3.65 / Ø4.1	Ø2.0	Ø2.4 / Ø2.8	Ø3.2 / Ø3.65	Ø3.65 / Ø4.1	Ø4.5 / Ø4.8	Ø2.0	Ø2.4 / Ø2.8	Ø3.2 / Ø3.65	Ø3.65 / Ø4.1	Ø4.5 / Ø4.8	Ø4.8 / Ø5.2 Cortical*

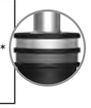

* **Cortical** – Drill through cortical plate.

ICE A Classical Implant for Controlled Bone Penetration

STRAIGHT DRILLING SEQUENCE

Ø 3.7N

Bone Type IV		Bone Type II & III			Bone Type I			
Ø2.0	Ø2.4**	Ø2.0	Ø2.8	Ø3.2**	Ø2.0	Ø2.8	Ø3.2**	Ø3.65 Cortical*

Ø 3.75

Bone Type IV			Bone Type II & III			Bone Type I			
Ø2.0	Ø2.4	Ø2.8**	Ø2.0	Ø2.8	Ø3.2**	Ø2.0	Ø2.8	Ø3.2**	Ø3.65 Cortical*

Ø 4.2

Bone Type IV			Bone Type II & III				Bone Type I				
Ø2.0	Ø2.8	Ø3.2**	Ø2.0	Ø2.8	Ø3.2	Ø3.65**	Ø2.0	Ø2.8	Ø3.2	Ø3.65**	Ø4.1 Cortical*

Ø 4.65

Bone Type IV				Bone Type II & III				
Ø2.0	Ø2.8	Ø3.2	Ø3.65**	Ø2.0	Ø2.8	Ø3.2	Ø3.65	Ø4.1**

Bone Type I					
Ø2.0	Ø2.8	Ø3.2	Ø3.65	Ø4.1**	Ø4.5 Cortical*

Ø 5.3

Bone Type IV					Bone Type II & III					
Ø2.0	Ø2.8	Ø3.2	Ø3.65	Ø4.1**	Ø2.0	Ø2.8	Ø3.2	Ø3.65	Ø4.1	Ø4.5	Ø4.8**

Bone Type I							
Ø2.0	Ø2.8	Ø3.2	Ø3.65	Ø4.1	Ø4.5	Ø4.8**	Ø5.2 Cortical*

* **Cortical** – Drill through cortical plate.

** 3mm shorter than implant's length. Note that drill can be replaced by a corresponding step drill throughout entire implant's length. For more information, see step protocol.

Important: Professional discretion is advised for adaptations of the drilling sequence in different clinical cases.

NICE™

An Ultimate Solution for Narrow Ridges

The NICE implant is a moderately tapered ø 3.2 implant with a conical connection, suitable for implantation in narrow ridges & limited space.

A comprehensive Conical Narrow Connection prosthetic line is available for NICE implants:

Conical Narrow Connection (CHC)

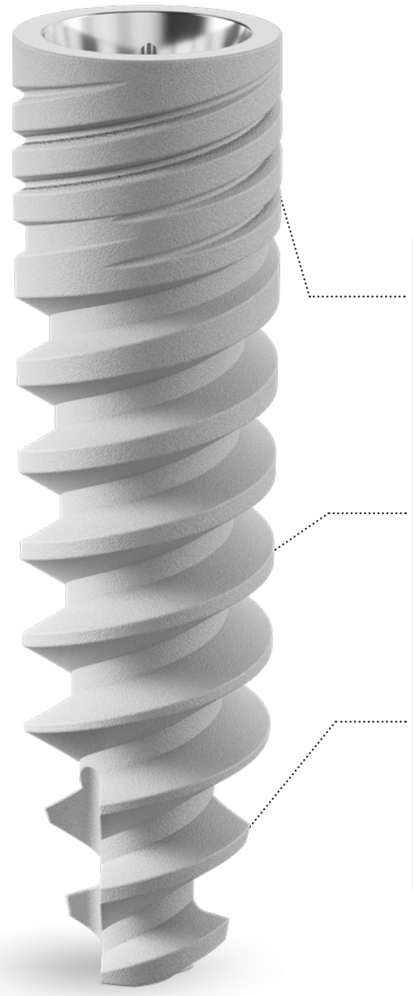

MICRO THREADS

- Increased surface area
- Reduced marginal bone loss
- Immediate & long-term esthetic results

MODERATELY TAPERED BODY AND CORE

- Smooth & controlled insertion

TAPERED APEX WITH SHARP & DEEP THREADS

- Easy & controlled insertion
- High primary stability

Controlled bone penetration

Good primary stability

Improved stress distribution

Supports wide range of clinical cases

Conical Narrow Connection (CHC)

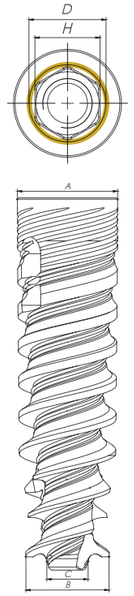

Diameter	Length	Ref. No	Dimensions				
			A	B	C	D	H
Ø 3.2	8 mm	1068	Ø 3.2	Ø 2.2	Ø 1.1	Ø 2.5	2.1
	10 mm	1060	Ø 3.2	Ø 2.0	Ø 1.1	Ø 2.5	2.1
	11.5 mm	1061	Ø 3.2	Ø 2.0	Ø 1.1	Ø 2.5	2.1
	13 mm	1063	Ø 3.2	Ø 2.0	Ø 1.1	Ø 2.5	2.1
	16 mm	1066	Ø 3.2	Ø 2.0	Ø 1.1	Ø 2.5	2.1

For **Conical Narrow Connection (CHC)** prosthetic solutions, see pages 81-103

STRAIGHT DRILLING SEQUENCE

Ø 3.2

Bone Type IV	Bone Type II & III			Bone Type I		
Ø 2.0	Ø 2.0	Ø 2.8	*	Ø 2.0	Ø 2.8	Ø 3.0**

* In cases of thick cortical layer use 3.0 mm drill only through the cortex.
** 3 mm shorter than implant's length.

Important: Professional discretion is advised for adaptations of the drilling sequence in different clinical cases.

PROSTHETIC SOLUTIONS

DURABILITY, FLEXIBILITY, PERFORMANCE & ESTHETICS

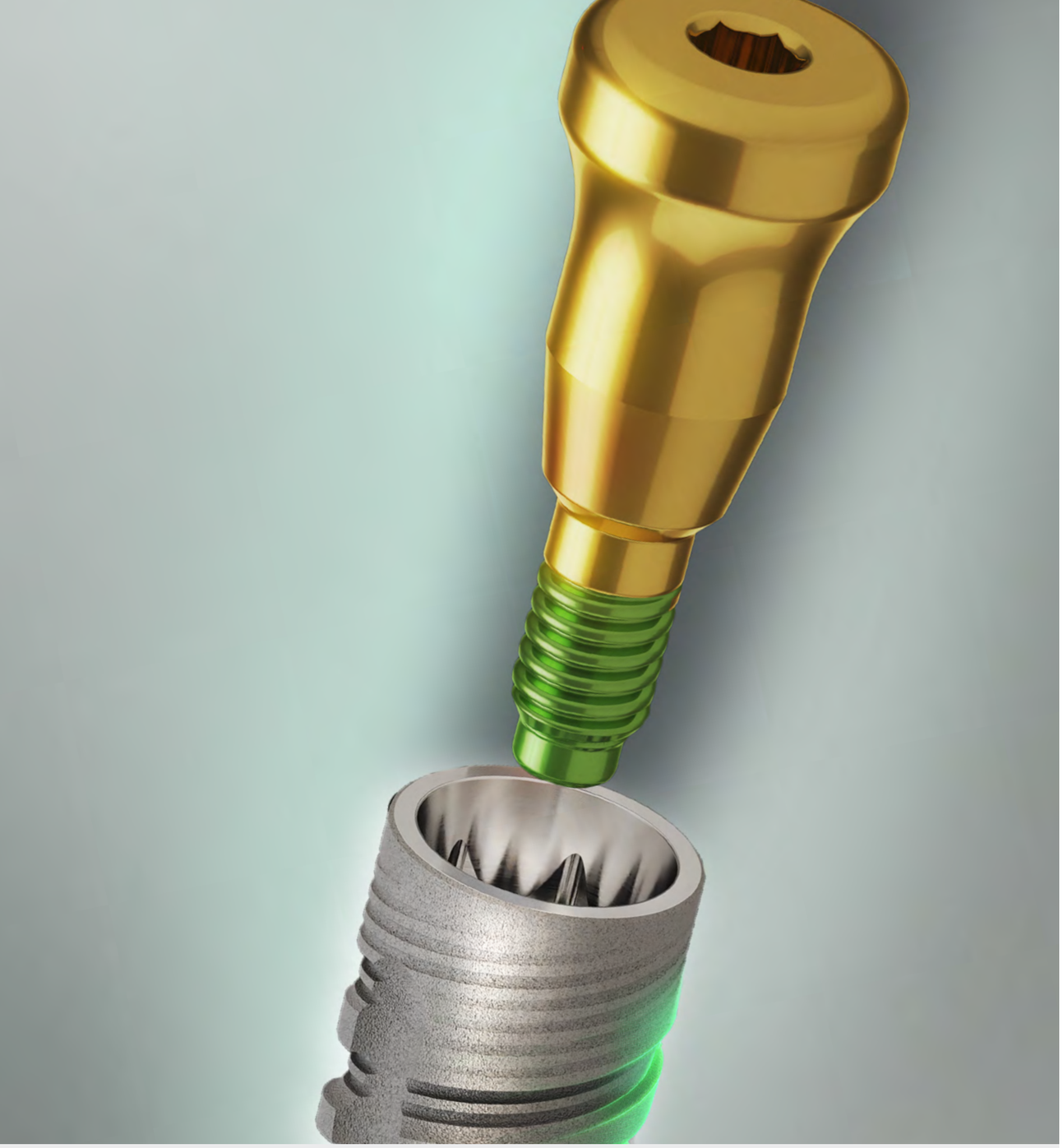

Alpha-Bio Tec. Implant-Abutment Conical Connections:

Conical Standard Connection
CS

Conical Narrow Connection
CHC



conipro complete

END-TO-END CONICAL CONNECTION SOLUTION FOR PREDICTABLE AND ESTHETIC RESULTS

conipro complete

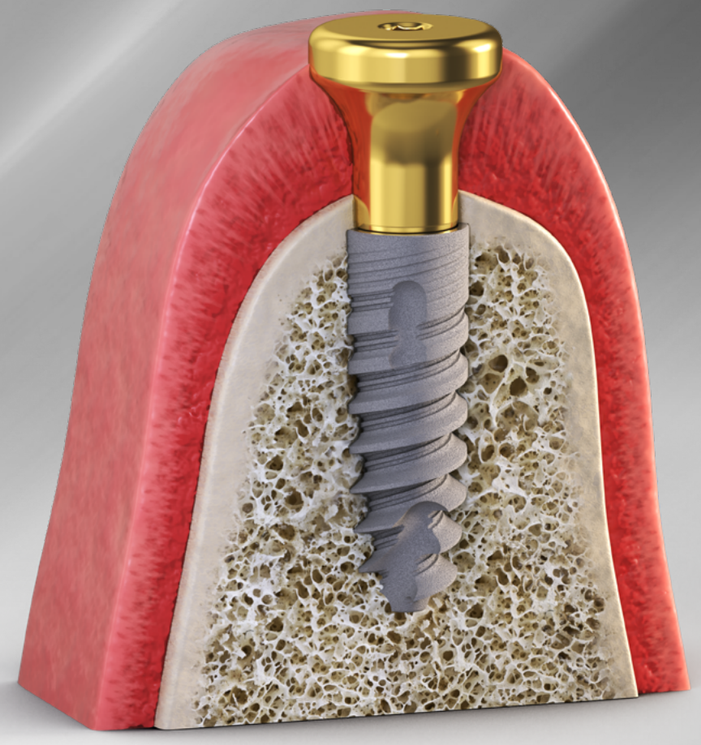

PROSTHETIC SOLUTIONS

ENGINEERED HARMONY, CONICAL SYNERGY

The ConiPro complete prosthetic system is designed for optimal soft tissue management & high esthetics. The system includes healing abutments, open and closed tray transfers, temporary & cement retained abutments & CAD/CAM components.

- New concave emergence profile & gold anodization
- A wide range of gingival heights with shared emergence profile
- Designed for subcrestal implant placement
- Comprehensive restoration process with high esthetic results

Conical Standard Connection

PROSTHETIC LINE CS

DESIGN FEATURES

- Concave emergence profile
- Gold anodized
- A wide range of gingival heights
- Laser marking on top of the healing abutments (except for Ø 3.5mm) to ensure easy identification of height and diameter

MANUAL TIGHTENING

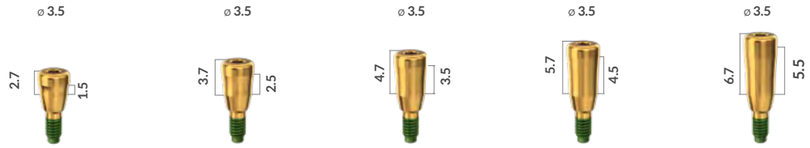

Code	HA-D3.5-1.5CS	HA-D3.5-2.5CS	HA-D3.5-3.5CS	HA-D3.5-4.5CS	HA-D3.5-5.5CS
Ref. No.	3931	3932	3933	3934	3935

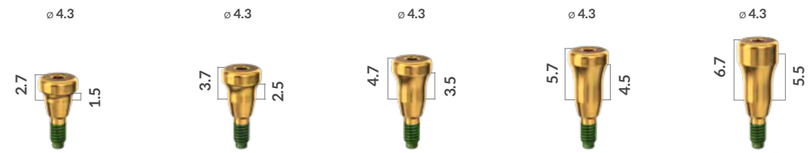

Code	HA-D4.3-1.5CS	HA-D4.3-2.5CS	HA-D4.3-3.5CS	HA-D4.3-4.5CS	HA-D4.3-5.5CS
Ref. No.	3941	3942	3943	3944	3945

Code	HA-D5.7-1.5CS	HA-D5.7-2.5CS	HA-D5.7-3.5CS	HA-D5.7-4.5CS	HA-D5.7-5.5CS
Ref. No.	3951	3952	3953	3954	3955

TECHNICAL INFORMATION:

Material: Titanium

Recommended Tightening Torque: Manual tightening

Required Drivers: 1.25mm prosthetic hex drivers (see page 138)

DESIGN FEATURES

- Concave emergence profile
- Improved design for ease-of-use
- Marking groove for accurate placement and positioning

MANUAL TIGHTENING

CLOSED TRAY TRANSFER

Code	NSCTT-CS	TLACAP_10
Ref. No.	3961	3910

OPEN TRAY TRANSFERS

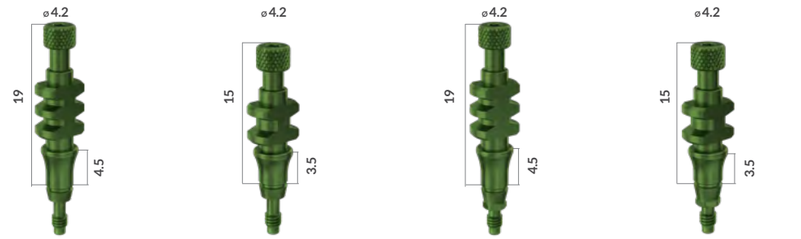

Code	LOTT-R-CS ◯	SOTT-R-CS ◯	LOTT-AR-CS ⬡	SOTT-AR-CS ⬡
Ref. No.	3963	3964	3965	3966

ANALOG

TITANIUM SCREWS

Code	IA-CS	STLA-CS	RS
Ref. No.	3459	3510	5110
Instructions	For plaster model	Replacement screw	Retrieval screw

TECHNICAL INFORMATION:

Material: Titanium

Recommended Tightening Torque: Manual tightening

Required Drivers: 1.25mm prosthetic hex drivers (see page 138)

DESIGN FEATURES

- Concave emergence profile
- Gold anodized
- Deep grooves

30 Ncm

NON-ENGAGED ◯ (FOR BAR/BRIDGE RESTORATIONS)

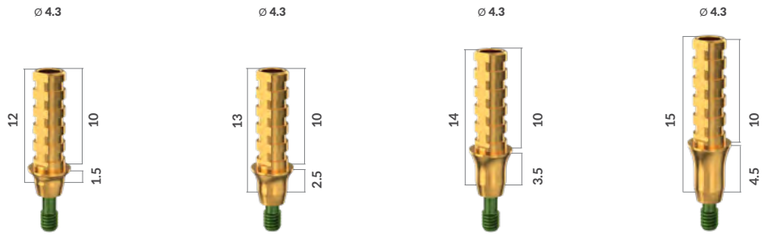

Code	TA-1.5-R-CS	TA-2.5-R-CS	TA-3.5-R-CS	TA-4.5-R-CS
Ref. No.	3901 ◯	3902 ◯	3903 ◯	3904 ◯

ENGAGED ⬡ (FOR SINGLE TOOTH RESTORATIONS)

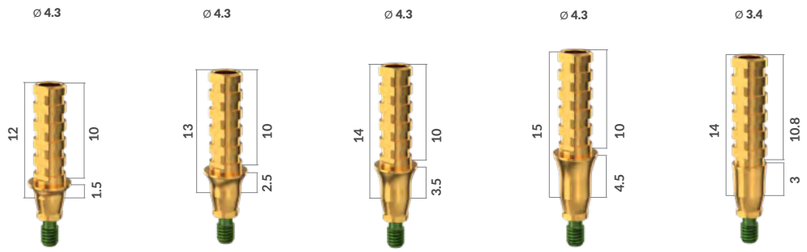

Code	TA-1.5-AR-CS	TA-2.5-AR-CS	TA-3.5-AR-CS	TA-4.5-AR-CS	TA-3N-R-CS
Ref. No.	3911 ⬡	3912 ⬡	3913 ⬡	3914 ⬡	3915 ⬡

TECHNICAL INFORMATION:

Material: Titanium
Recommended Tightening Torque: 30Ncm
Required Drivers: 1.25mm prosthetic hex drivers (see page 138)

DESIGN FEATURES

- Concave emergence profile
- Gold anodized
- A range of gingival heights

STRAIGHT ABUTMENTS

30 Ncm

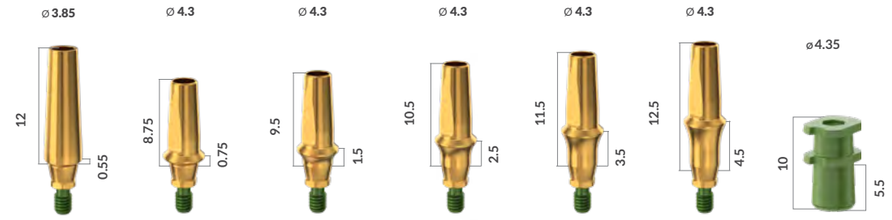

Code	TLA-L-CS	TLA-0.75-CS	TLA-1.5-CS	TLA-2.5-CS	TLA-3.5-CS	TLA-4.5-CS	TLASP_CS
Ref. No.	3926	3920	3921	3922	3923	3924	3925

NOTE:

- TLA-L-CS, Ref. No. 3926 is not suitable for use with TLASP_CS, Ref. No. 3925.
- The TLASP-CS Ref. No. 3925 plastic transfer is suitable for the following TLA-CS abutments: 3920, 3921, 3922, 3923 and 3924. For the abutment level impression workflow see page 110.

ANGLED ABUTMENTS

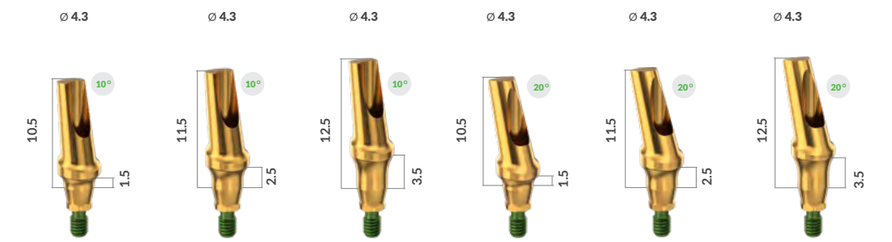

Code	NTLA10-H1.5CS	NTLA10-H2.5CS	NTLA10-H3.5CS	NTLA20-H1.5CS	NTLA20-H2.5CS	NTLA20-H3.5CS
Ref. No.	3971	3972	3973	3981	3982	3983

TECHNICAL INFORMATION:

Material: Titanium
Recommended Tightening Torque: 30Ncm
Required Drivers: 1.25mm prosthetic hex drivers (see page 138)

- For the implant impression workflow, see page 109

ALPHA™ ARCH

BRIDGING STABILITY, ESTHETICS & CONFIDENCE

Alpha™ Arch is a comprehensive solution for full and partial arch restorations—amplifying stability, esthetics & clinical confidence. It represents a clinical philosophy that integrates biomechanics, esthetic excellence, workflow efficiency, and long-term predictability.

Tailored to meet the highest standards of modern implant dentistry, Alpha Arch enhances esthetics, durability, ease-of-use, and soft tissue management. Engineered for precision and a secure fit, it empowers clinicians to achieve outstanding, predictable, long-term esthetic results and creates smiles with confidence!

CLINICAL BENEFITS

- Prosthetic flexibility & versatility
- Predictable & improved esthetics
- Simplified & efficient workflow
- Improved tissue stability

ALPHA ARCH Bridging Stability, Esthetics & Confidence

AVAILABLE DIAMETERS

- Standard Ø4.8 mm angled abutments compatible with commonly used Multi-Unit prosthetic components

- **NEW!** Narrow Ø3.5 mm straight abutments suitable for limited spaces and tight restorative areas
- Standard Ø4.8 mm straight abutments compatible with commonly used Multi-Unit prosthetic components

WIDE RANGE OF GINGIVAL HEIGHTS

- Available heights: 1.5 mm, 2.5 mm, 3.5 mm
- Versatile treatment options

- Available heights: 0.75 mm, 1.5 mm, 2.5 mm, 3.5 mm, 4.5 mm & 5.5 mm
- Versatile treatment options

NEW HANDLE

NEW HANDLE

- For ease-of-use

ALPHA ARCH INSTRUCTIONAL GUIDE STEP BY STEP

ALPHA ARCH FAQs

DIGITAL LIBRARIES FOR CAD/CAM SYSTEMS

SCAN THE QR CODES

Ø 4.8 mm STANDARD STRAIGHT MULTI-UNIT ABUTMENTS

30 Ncm

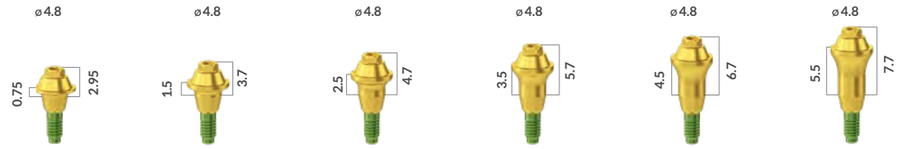

Code	MUS-4.8-0.7CS	MUS-4.8-1.5CS	MUS-4.8-2.5CS	MUS-4.8-3.5CS	MUS-4.8-4.5CS	MUS-4.8-5.5CS
Ref. No.	5707 *	5701	5702	5703	5704	5705

** Stock availability for 0.75 mm MUA- in 2027*

Ø 4.8 mm STANDARD ANGLED MULTI-UNIT ABUTMENTS

30 Ncm

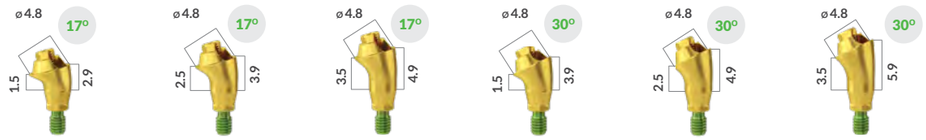

Code	MUA-17-1.5CS	MUA-17-2.5CS	MUA-17-3.5CS	MUA-30-1.5CS	MUA-30-2.5CS	MUA-30-3.5CS
Ref. No.	5661	5662	5663	5761	5762	5763

	STRAIGHT MULTI-UNIT DRIVERS				ANGLED MULTI-UNIT DRIVERS		
	STRAIGHT	RETRIEVER	MOTOR LONG	MOTOR SHORT	SHORT MANUAL GRIP DRIVER	MANUAL GRIP DRIVER	MOTOR MOUNT



Code	MU-S-D	MU-S-D-R	MU-S-D-M-L	MU-S-D-M	HTD 1.25	HHS 1.25	HT 1.25M
Ref. No.	5600	5700	5425	5400	4055	4052	4165

- Straight Multi-Unit drivers are suitable for standard (Ø 4.8 mm) & narrow (Ø3.5 mm) Multi-Unit Systems

Required Drivers:

- For initial placement of Straight Multi-Unit Abutments, use the Straight Driver (Ref. No. 5600, 5400 or 5425)
- To retrieve the Multi-Unit Abutment, use the retriever Driver (Ref. No. 5700)
- For the Angled Multi-Unit Abutments, use the 1.25 mm prosthetics drivers (Ref. No. 4055, 4052, 4165)

Ø 4.8 mm MULTI-UNIT PROSTHETIC COMPONENTS

	HEALING ABUTMENTS		TEMPORARY ABUTMENT	CASTING SLEEVE



Code	HA-S-MU4.8	HA-L-MU4.8	TA-MU4.8-R	PCS-MU4.8-R
Ref. No.	5741	5742	5748	5749

	OPEN TRAY TRANSFER	CLOSED TRAY TRANSFER	TRZ MU SCAN BODY	ADHESIVE COPING

Code	OTT-MU4.8-R	CTT-MU4.8-R	IOSB-MU4.8-R	AC-MU4.8
Ref. No.	5743	5747	5740	5746

	ANALOG	DIGITAL ANALOG	PROSTHETIC SCREWS	

Code	AN-MU4.8	DA-MU4.8	PS-MU	TXS-MU
Ref. No.	5744	5750	5610	5609 *

TECHNICAL INFORMATION:

Material: Titanium | **Drivers** - Sandvik | TRZ MU Scan Body - PEEK

Recommended Tightening Torque:

- Straight and Angled Multi-Unit Abutments - 30 Ncm
- Healing Caps, Open & Closed Tray Transfers & Scan Body - Manual tightening
- Temporary Abutment - 20 Ncm

* *Use the TX screw Ref. No. 5609 with TX drivers*

ALPHA ARCH SCREW-RETAINED RESTORATIONS

ø 3.5 mm NARROW STRAIGHT MULTI-UNIT ABUTMENTS

30 Ncm

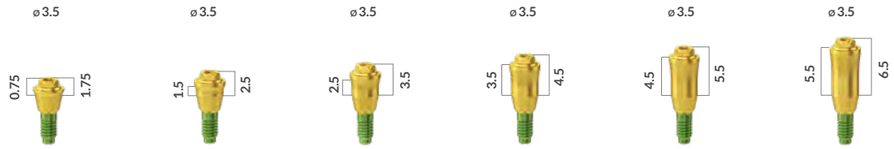

Code	MUS-3.5-0.7CS	MUS-3.5-1.5CS	MUS-3.5-2.5CS	MUS-3.5-3.5CS	MUS-3.5-4.5CS	MUS-3.5-5.5CS
Ref. No.	5607 *	5601	5602	5603	5604	5605

** Stock availability for 0.75 mm MUA- in 2027*

ø 3.5 mm MULTI-UNIT PROSTHETIC COMPONENTS

	HEALING ABUTMENTS		TEMPORARY ABUTMENT	CASTING SLEEVE	OPEN TRAY TRANSFER	CLOSED TRAY TRANSFER
	MANUAL TIGHTENING		20 Ncm		MANUAL TIGHTENING	
	ø3.9 4	ø3.9 6	ø3.5 12	ø3.5 12	ø5.2 9	ø3.5 8
Code	HA-S-MU3.5	HA-L-MU3.5	TA-MU3.5-R	PCS-MU3.5-R	OTT-MU3.5-R	CTT-MU3.5-R
Ref. No.	5641	5642	5648	5649	5643	5647

	ANALOG	DIGITAL ANALOG	ADHESIVE COPING	TRZ MU SCAN BODY	PROSTHETIC SCREWS	
			20 Ncm	MANUAL TIGHTENING		
	ø3.5 13	ø3.5 13	ø3.9 7 2 5	ø6 MU 10	ø1.9 4.5	ø1.9 4
Code	AN-MU3.5	DA-MU3.5	AC-MU3.5	IOSB-MU3.5-R	PS-MU	TXS-MU
Ref. No.	5644	5650	5646	5640	5610	5609 *

TECHNICAL INFORMATION:

Material: Titanium | **Drivers** - Sandvik | TRZ Scan Body - PEEK

Recommended Tightening Torque:
Straight Multi-Unit Abutments - 30 Ncm

- Healing Caps, Open & Closed Tray Transfers & Scan Body - manual tightening
- Temporary Abutment - 20 Ncm

Required Drivers:

- Straight Driver (Ref. No. 5600) & Retriever Driver (Ref. No. 5700)

* *Use the TX screw Ref. No. 5609 with TX drivers*

ALPHA ARCH WORKFLOW

ø4.8 mm

Gingival Height	0.75* mm	1.5 mm	2.5 mm	3.5 mm	4.5 mm	5.5 mm
CS	5707	5701	5702	5703	5704	5705
CHC	5727	5721	5722	5723	5724	5725
IH	5717	5711	5712	5713	5714	5715

17º ø4.8 mm

Gingival Height	1.5 mm	2.5 mm	3.5 mm
CS	5661	5662	5663
CHC	5681	5682	5683
IH	5671	5672	5673

ø3.5 mm

Gingival Height	0.75* mm	1.5 mm	2.5 mm	3.5 mm	4.5 mm	5.5 mm
CS	5607	5601	5602	5603	5604	5605
CHC	5627	5621	5622	5623	5624	5625
IH	5617	5611	5612	5613	5614	5615

30º ø4.8 mm

Gingival Height	1.5 mm	2.5 mm	3.5 mm
CS	5761	5762	5763
CHC	5781	5782	5783
IH	5771	5772	5773

** Stock availability for 0.75 mm MUA- in 2027*

DIGITAL

MANUAL TIGHTENING — TRZ MU SCAN BODY

MU — 5640 ø3.5 mm; 5740 ø4.8 mm

↓

20 Ncm — TEMPORARY ABUTMENT

5648 ø3.5 mm; 5748 ø4.8 mm

↓

DIGITAL ANALOG FOR LAB USE

5650 ø3.5 mm; 5750 ø4.8 mm

↓

20 Ncm — ADHESIVE COPING

5646 ø3.5 mm; 5746 ø4.8 mm

MODEL SCANNING

MANUAL TIGHTENING — IMPRESSION TRANSFER

OPEN TRAY — 5643 ø3.5 mm 5647

OPEN TRAY — 5743 ø4.8 mm 5747

↓

MANUAL TIGHTENING — HEALING ABUTMENT

5641 ø3.5 mm 5642

5741 ø4.8 mm 5742

↓

ANALOG FOR LAB USE

5644 ø3.5 mm; 5744 ø4.8 mm

→ 20 Ncm — CASTING SLEEVE

5649 ø3.5 mm; 5749 ø4.8 mm

← TRZ MU SCAN BODY

MU — 5640 ø3.5 mm; 5740 ø4.8 mm

↓

20 Ncm — DIRECT MOUNTING FOR METAL FRAMEWORK RESTORATIONS

5610

CONVENTIONAL

CLOSED TRAY

CLOSED TRAY

DRIVERS & ACCESSORIES

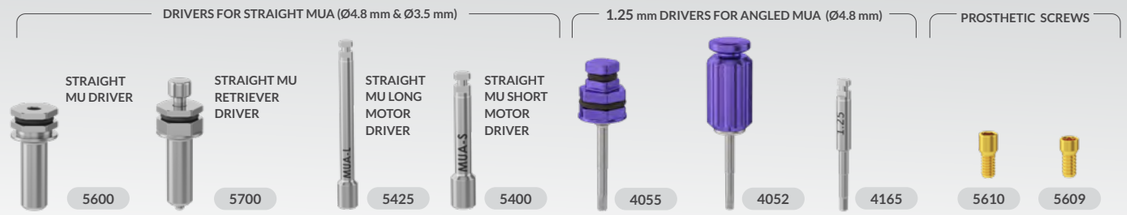

Digital Precision & Reliability for Full & Partial Arch Restorations

The Alpha Scan System is designed for precise intraoral and lab scanning when used on Alpha Arch Multi-Unit Abutments and analogs.

It enables high accurate digital impressions for full digital workflows, ensuring seamless integration with CAD/CAM planning and restorative design.

DESIGN FEATURES & CLINICAL BENEFITS

- Optimized geometry for reliable scanner recognition
- Large, stable reference surfaces for accurate data capture
- Engraved identifiers to prevent confusion between components
- Laser markings indicating the diameter (Ø3.5 mm and Ø4.8 mm) and letter designations (A–H) ensure easy identification during scanbody selection and placement
- Multiple wing configurations for enhanced orientation and repeatable positioning
- Suitable for a variety of clinical scenarios
- The "ABT" laser marking ensures easy identification and matching to the Alpha Arch Multi-Unit Abutments

THE ALPHA SCAN FULL KIT

The Alpha Scan Full Kit (Ref. No. 4900) includes 8 Scanbodies and 4 extra spaces for additional Scanbodies or drivers, for your convenience.

KIT COMPONENTS:

Ø4.8 mm: Ref. No.: 4911, 4912, 4913, 4914, 4946 & 4948.
Ø3.5 mm: Ref. No.: 4915 & 4917.

NOTES:

- Each Alpha Scanbody in the Alpha Scan Full Kit is also available for individual purchase for replenishment
- Additional Alpha Scanbodies, in alternative configurations, may be purchased individually, providing expanded scanning options for diverse clinical situations
- The Alpha Scanbody is supplied with a dedicated screw, Ref. No. 4910, used for both diameters (Ø4.8 mm and Ø3.5 mm), and available for individual purchase for replenishment.

Ref. No. 4910

TECHNICAL INFORMATION:

Material: Alpha Scan Full Kit Box: Radel® | Alpha Scanbodies: PEEK & titanium | Alpha Scanbody Screw: Titanium
Recommended Tightening Torque: Manual tightening
Required Drivers: 1.25 mm prosthetic hex drivers
Recommended Number of Autoclave Cycles: Up to 100 cycles
Sterilization: All parts, including the Alpha Scan Full Kit Box, are autoclavable
* *Refer to the IFU for complete cleaning & sterilization instructions.*

SCAN THE QR CODES FOR:

ALPHA SCAN INSTRUCTIONAL GUIDE STEP-BY-STEP

ALPHA-BIO TEC. DIGITAL CAD/CAM LIBRARIES

Digital Precision & Reliability for Full & Partial Arch Restorations

ALPHA SCAN COMPONENTS

The Alpha Scanbodies variety ensures high accuracy across multiple clinical scenarios, supporting precise digital mapping of the Multi-Unit Abutment position. All Alpha Scanbodies are available for individual purchase.

The highlighted reference numbers below are included in the Alpha Scan Full Kit.

MANUAL TIGHTENING

Ø4.8 mm STANDARD SINGLE WING ALPHA SCANBODIES

Type	Single Wing A	Single Wing B	Single Wing C	Single Wing D
Ref. No.	4911	4912	4913	4914

Ø4.8 mm STANDARD DOUBLE WING ALPHA SCANBODIES

Type	Double Wing E	Double Wing F	Double Wing G	Double Wing H
Ref. No.	4945	4946	4947	4948

Ø3.5 mm NARROW SINGLE WING ALPHA SCANBODIES

Type	Single Wing A	Single Wing B	Single Wing C	Single Wing D
Ref. No.	4941	4942	4943	4944

Ø3.5 mm NARROW DOUBLE WING ALPHA SCANBODIES

Type	Double Wing E	Double Wing F	Double Wing G	Double Wing H
Ref. No.	4915	4916	4917	4918

ALPHA™ BASE

The Alpha Base system is designed for both single and multiple CAD/CAM restorations, delivering precise tolerances for a secure implant-to-restoration fit and enhanced esthetic results, while offering versatile solutions for single-tooth and bridge

DESIGN FEATURES

- Standard & customizable Ti-bases
- New narrow concave emergence profile
- A wide range of gingival heights
- Standard & wide diameters

30 Ncm

ENGAGED ⬡ (FOR SINGLE TOOTH RESTORATIONS)

STANDARD ALPHA BASE



Code	AB-AR.75-CS-S	AB-AR1.5-CS-S	AB-AR2.5-CS-S	AB-AR3.5-CS-S	AB-AR4.5-CS-S
Ref. No.	5820	5821	5822	5823	5824

STANDARD WIDE ALPHA BASE



Code	AB-AR.75CS-MS	AB-AR1.5CS-MS	AB-AR2.5CS-MS	AB-AR3.5CS-MS	AB-AR4.5CS-MS
Ref. No.	5870	5871	5872	5873	5874

CUSTOMIZABLE ALPHA BASE

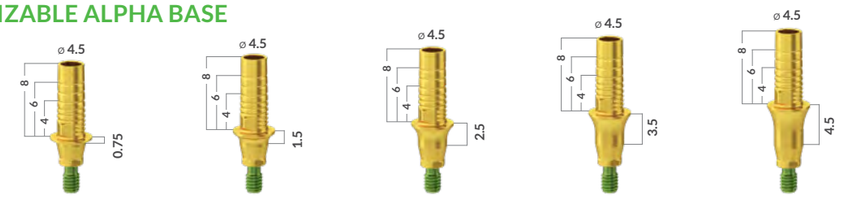

Code	AB-AR.75-CS-L	AB-AR1.5-CS-L	AB-AR2.5-CS-L	AB-AR3.5-CS-L	AB-AR4.5-CS-L
Ref. No.	5825	5826	5827	5828	5829

CUSTOMIZABLE WIDE ALPHA BASE

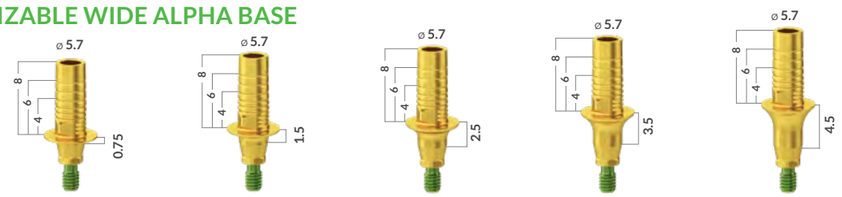

Code	AB-AR.75CS-ML	AB-AR1.5CS-ML	AB-AR2.5CS-ML	AB-AR3.5CS-ML	AB-AR4.5CS-ML
Ref. No.	5875	5876	5877	5878	5879

NON-ENGAGED ◯ (FOR BAR/BRIDGE RESTORATIONS)

30 Ncm

STANDARD ALPHA BASE

Code	AB-FR.75-CS-S	AB-FR1.5-CS-S	AB-FR2.5-CS-S	AB-FR3.5-CS-S	AB-FR4.5-CS-S
Ref. No.	5850	5851	5852	5853	5854

STANDARD WIDE ALPHA BASE

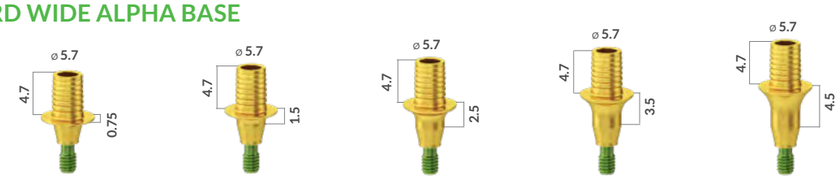

Code	AB-FR.75CS-MS	AB-FR1.5CS-MS	AB-FR2.5CS-MS	AB-FR3.5CS-MS	AB-FR4.5CS-MS
Ref. No.	5880	5881	5882	5883	5884

CUSTOMIZABLE ALPHA BASE

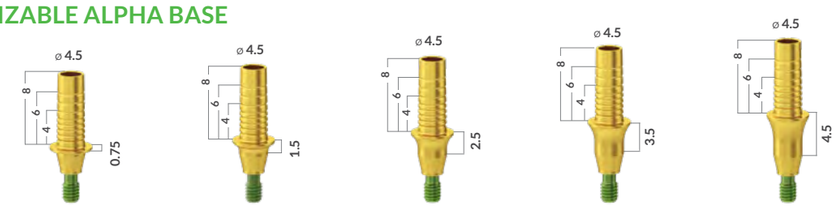

Code	AB-FR.75-CS-L	AB-AR1.5-CS-L	AB-FR2.5-CS-L	AB-FR3.5-CS-L	AB-FR4.5-CS-L
Ref. No.	5855	5856	5857	5858	5859

CUSTOMIZABLE WIDE ALPHA BASE

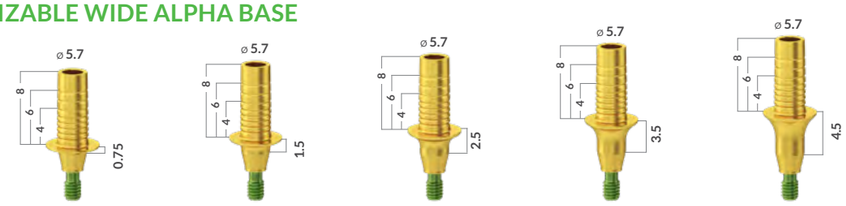

Code	AB-FR.75CS-ML	AB-FR1.5CS-ML	AB-FR2.5CS-ML	AB-FR3.5CS-ML	AB-FR4.5CS-ML
Ref. No.	5885	5886	5887	5888	5889

TECHNICAL INFORMATION:

Material: Titanium

Recommended Tightening Torque: 30 Ncm

Required drivers:

TX Drivers for CS & CHC TX screws (See TX drivers on page 140-141)

** Each Alpha Base is supplied with a TX screw (see page 73).*

Note:

* TX screw, Ref. No. 5585, is to be used with Alpha Bases & Omnibases with gingival height of 0.75mm-2.5mm.

* TX screw, Ref. No. 5586, is to be used with Alpha Bases & Omnibases with gingival height of 3.5mm and 4.5mm.

Experience Freedom: Flexibility & Esthetics from a New Angle

The Omnibase is a Ti-Base used in CAD/CAM screw-retained restorations, enabling the dental technician the flexibility to design a restoration with a screw access channel at a favorable position & angle (0°-25°), contributing to improved esthetics, greater accessibility in the anterior region & in limited occlusal spaces. Available for standard and narrow conical implant-abutment connections (CS & CHC) in a wide range of gingival heights.

The Omnibase Ti-Bases have a narrow concave emergence profile & are suitable for cases of subcrestal implant placement.

DESIGN FEATURES & CLINICAL BENEFITS

- Standard & customizable Ti-bases
- A wide range of gingival heights
- Max. angle is determined by the Omnibase gingival height
- Gold anodized
- High esthetic results

30 Ncm

ENGAGED ⬡ OMNIBASES (FOR SINGLE TOOTH RESTORATIONS)

STANDARD OMNIBASES

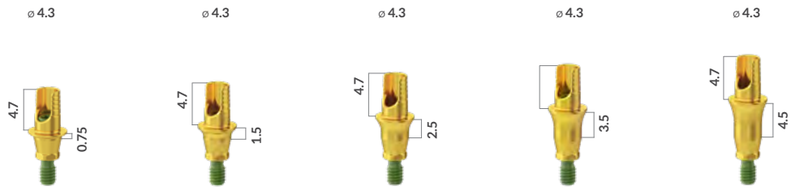

Code	OB4.7-0.75-CS	OB4.7-1.5-CS	OB4.7-2.5-CS	OB4.7-3.5-CS	OB4.7-4.5-CS
Ref. No.	5490	5491	5492	5493	5494

CUSTOMIZABLE OMNIBASES

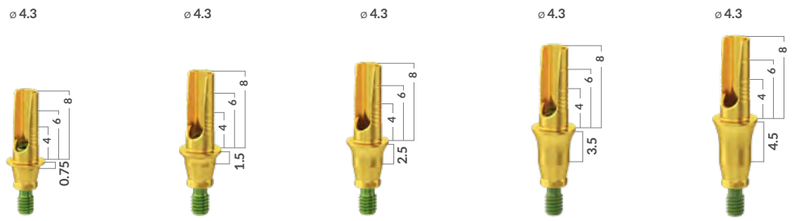

Code	OB8-0.75-CS	OB8-1.5-CS	OB8-2.5-CS	OB8-3.5-CS	OB8-4.5-CS
Ref. No.	5480	5481	5482	5483	5484

Experience Freedom: Flexibility & Esthetics from a New Angle

NON-ENGAGED ○ OMNIBASES (FOR BAR/BRIDGE RESTORATIONS)

30 Ncm

STANDARD OMNIBASES

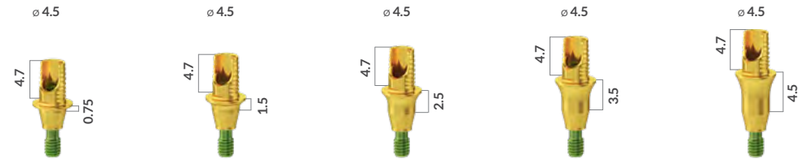

Code	OB-FR.75-CS-S	OB-FR1.5-CS-S	OB-FR2.5-CS-S	OB-FR3.5-CS-S	OB-FR4.5-CS-S
Ref. No.	5800	5801	5802	5803	5804

CUSTOMIZABLE OMNIBASES

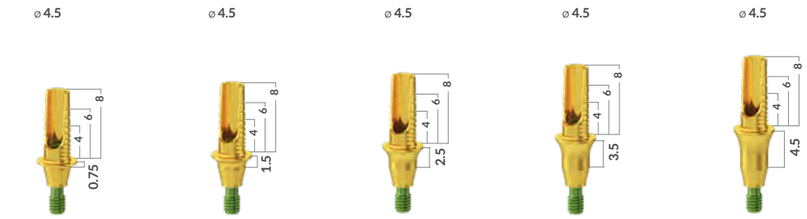

Code	OB-FR.75-CS-L	OB-FR1.5-CS-L	OB-FR2.5-CS-L	OB-FR3.5-CS-L	OB-FR4.5-CS-L
Ref. No.	5805	5806	5807	5808	5809

TX SCREWS (FOR ENGAGED & NON-ENGAGED OMNIBASE & ALPHA BASE SYSTEMS)

Code	TX-S-CS	TX-L-CS
Ref. No.	5585	5586

The Omnibase product package contains a Ti-Base and a TX screw (TX screws are also sold separately for replacement purposes).

TECHNICAL INFORMATION:

Material: Titanium
Recommended Tightening Torque: 30 Ncm
Required Drivers:
TX Drivers for CS & CHC TX screws / Omnibases, for tightening at 0°-25° (See TX drivers on page 140-141)

FOR THE OMNIBASE INSTRUCTIONAL GUIDE STEP BY STEP, SCAN THE QR CODE.

	TRZ SCAN BODY CS	ANALOG	PRE-MILLED BLANKS (30 Ncm)	
	MANUAL TIGHTENING			
Code	TRZ-SB-CS	AN-PM-CS	BA-PF-CS	WBA-PF-CS
Ref. No.	3831	3838	3854	3855
Instructions	• For lab and/or intra-oral use • Biocompatible & reusable	For 3D printed model	For Preface® abutment holder. Screw included	

TI-BASES suitable for use with CEREC System (Sirona's L Blocks), 3shape and exocad software

30 Ncm

					
Code	CSTB-CS-SI	SiTB_CS_1.5	SiTB_CS_2.5	SiTB_CS_3.5	CSSP-CS-SI
Ref. No.	3856	5470	5471	5472	3857
Instructions	For scan and/or restoration use				For scanning only with CEREC system

TECHNICAL INFORMATION:

Material: Dual use scan body - PEEK and titanium | Ti-Bases - titanium

Recommended Tightening Torque: Dual use scan body - manual tightening | Ti-bases and Pre-milled blanks - 30 Ncm

Required Drivers: 1.25mm prosthetic hex drivers (see page 138) | For analog Ref. No. 3838, use insertion tool Ref. No. 5459

ALPHALOC ABUTMENT SYSTEM

	ALPHALOC KIT (30 Ncm)				
Code	AK-0.75 - CS	AK-1.5 - CS	AK-2.5 - CS	AK-3.5 - CS	AK-4.5 - CS
Ref. No.	3710	3711	3712	3713	3714

Each AlphaLoc kit includes :

AlphaLoc abutment (of the selected gingival height), 1 stainless steel metal housing, 4 retentive caps, 1 block-out spacer, 1 laboratory

	ALPHALOC PROCESSING PACKAGE	ALPHALOC RETENTIVE CAPS			
Code	AMPP	AMSTR	AMSTA	AMSOF	AMESO
Ref. No.	4875	4876	4877	4878	4879
Includes	Stainless steel metal housing, block-out spacer, nylon retentive caps (violet, clear, pink and yellow), laboratory cap (black)	Violet (strong retention)	Clear (standard retention)	Pink (soft retention)	Yellow (extra soft retention)
		Each package contains 4 units of the same colored retentive caps			

ALPHALOC ACCESSORIES

	LABORATORY CAP (BLACK)	BLOCK OUT SPACER	IMPRESSION COPING	MALE ANALOG	INSERTION AND EXTRACTION TOOL
					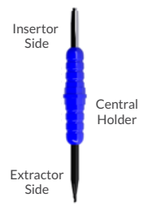
Content	4 Units	1 Unit	4 Units	4 Units	1 Unit
Code	AML	ABOS	AIC	AFA	AIET
Ref. No.	4882	4883	4884	4885	4896

Legacy Prosthetic Line for Conical Standard (CS) Connection

CLASSIC CS HEALING ABUTMENTS

MANUAL TIGHTENING

Ref. No.	Code	Dimensions
3401	HA-D4-CH1.5-CS	A: Ø 4.0 mm, B: 1.5 mm, C: 3 mm
3402	HA-D4-CH2.5-CS	A: Ø 4.0 mm, B: 2.5 mm, C: 4 mm
3403	HA-D4-CH3.5-CS	A: Ø 4.0 mm, B: 3.5 mm, C: 5 mm
3404	HA-D4-CH4.5-CS	A: Ø 4.0 mm, B: 4.5 mm, C: 6 mm
3405	HA-D4-CH5.5-CS	A: Ø 4.0 mm, B: 5.5 mm, C: 7 mm
3407	HA-4.9-1.5-CS	A: Ø 4.9 mm, B: 1.5 mm, C: 3 mm
3408	HA-4.9-2.5-CS	A: Ø 4.9 mm, B: 2.5 mm, C: 4 mm
3409	HA-4.9-3.5-CS	A: Ø 4.9 mm, B: 3.5 mm, C: 5 mm
3410	HA-4.9-4.5-CS	A: Ø 4.9 mm, B: 4.5 mm, C: 6 mm
3411	HA-4.9-5.5-CS	A: Ø 4.9 mm, B: 5.5 mm, C: 7 mm
3412	HA-D6.2-CH1.5-CS	A: Ø 6.2 mm, B: 1.5 mm, C: 3 mm
3413	HA-D6.2-CH2.5-CS	A: Ø 6.2 mm, B: 2.5 mm, C: 4 mm

CLASSIC CS IMPLANT IMPRESSION COPINGS

MANUAL TIGHTENING



SHORT CLOSED TRAY TRANSFER

Ref. No.	Code
3450	SCTT-CS

LONG OPEN TRAY TRANSFER

Ref. No.	Code
3451	LCTT-CS

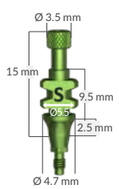

SHORT OPEN TRAY TRANSFER

Ref. No.	Code
3455	SOTT-CS

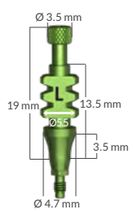

LONG CLOSED TRAY TRANSFER

Ref. No.	Code
3456	LOTT-CS

Legacy Prosthetic Line for Conical Standard (CS) Connection

CLASSIC CS CEMENT-RETAINED RESTORATIONS

30 Ncm

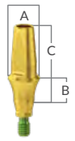

STRAIGHT ABUTMENT

Ref. No.	Code	Dimensions
3501	TLA-H1.5CS	A: Ø 4.8 mm, B: 1.5 mm, C: 9.5 mm
3502	TLA-H2.5CS	A: Ø 4.8 mm, B: 2.5 mm, C: 10.5 mm
3503	TLA-H3.5CS	A: Ø 4.8 mm, B: 3.5 mm, C: 11.5 mm
3504	TLA-H4.5CS	A: Ø 4.8 mm, B: 4.5 mm, C: 12.5 mm

SIMPLY CLOSE TRAY PLASTIC TRANSFER

5364	HTLASP	For use with abutments 3501, 3502, 3503, 3504

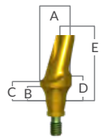

ANGLED ABUTMENT

3511	TLA15°H1.5CS	A: Ø 4.8 mm, B: 1.5 mm, C: 2 mm, D: 3 mm, E: 10.5 mm
3512	TLA15°H2.5CS	A: Ø 4.8 mm, B: 2.5 mm, C: 3 mm D: 4 mm, E: 11.5 mm
3514	TLA25°H1.5CS	A: Ø 4.8 mm, B: 1.5 mm, C: 2 mm D: 3 mm, E: 10.5 mm
3515	TLA25°H2.5CS	A: Ø 4.8 mm, B: 2.5 mm, C: 3 mm D: 4 mm, E: 11.5 mm

CLASSIC CS TEMPORARY ABUTMENTS

30 Ncm

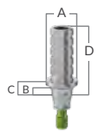

Ref. No.	Code	Dimensions
3532	TA-AR-CS	A: Ø 4.7 mm, B: 1.5 mm, C: 2 mm, D: 10 mm
3533	TA-R-CS	A: Ø 4.7 mm, B: 1.5 mm, C: 2 mm, D: 10 mm

CLASSIC CS DUAL USE SCAN BODY

Ref. No.	Code
3837	IOSB-LCS

CLASSIC CS TX SCREWS (FOR OMNIBASE)



Ref. No.	Code
5485	OB-TX-S-CS
5486	OB-TX-L-CS

TECHNICAL INFORMATION:

Material: Titanium

Recommended Tightening Torque:

- Manually tighten healing abutments, transfers & analogs
- 30 Ncm for straight, angled & temporary abutments

Required Drivers:

1.25mm prosthetic hex drivers (page 138) and TX drivers for TX screws (page 140-141)

CLASSIC SCREW-RETAINED RESTORATIONS

Legacy Multi-Unit Components for Conical Standard (CS) Connection

30 Ncm

STRAIGHT MULTI-UNIT ABUTMENTS

Ref. No.	Code	Dimensions
3870	TCT 0.75-CS	A: Ø 4.7 mm, B: 0.75 mm, C: 1.9 mm
3871	TCT 1.5-CS	A: Ø 4.7 mm, B: 1.5 mm, C: 3.2 mm
3872	TCT 2.5-CS	A: Ø 4.7 mm, B: 2.5 mm, C: 4.2 mm
3873	TCT 3.5-CS	A: Ø 4.7 mm, B: 3.5 mm, C: 5.2 mm
3874	TCT 4.5-CS	A: Ø 4.7 mm, B: 4.5 mm, C: 6.2 mm
3875	TCT 5.5-CS	A: Ø 4.7 mm, B: 5.5 mm, C: 7.2 mm

ANGLED MULTI-UNIT ABUTMENTS

Ref. No.	Code	Dimensions
3862	AU17-1.5CS	A: Ø 4.7 mm, B: 1.5 mm, C: 2.87 mm
3863	AU17-2.5CS	A: Ø 4.7 mm, B: 2.5 mm, C: 3.88 mm
3864	AU17-3.5CS	A: Ø 4.7 mm, B: 3.5 mm, C: 4.87mm
3867	AU30-1.5CS	A: Ø 4.7 mm, B: 1.5 mm, C: 3.85 mm
3868	AU30-2.5CS	A: Ø 4.7 mm, B: 2.5 mm, C: 4.85 mm
3869	AU30-3.5CS	A: Ø 4.7 mm, B: 3.5 mm, C: 5.85 mm

TECHNICAL INFORMATION:

Material: Titanium

Recommended Tightening Torque:

- Manually tighten impression transfers, healing abutments and scan bodies
- 30 Ncm for straight & angled Multi-Unit Abutments
- 20 Ncm for temporary fixture & screws

Required Drivers: (see page 138):

- 1.25mm hex driver for angled multi-units abutments
- 1.5mm hex driver for straight multi-units abutments

ON TOP COMPONENTS

OPEN TRAY TANSFERS		CLOSED TRAY TRANSFER
△	○	

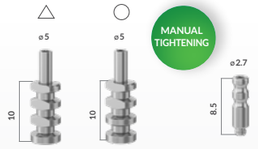

MANUAL TIGHTENING

5231 5248 5235

ANALOG

5211
BTT-N

SCREWS

6092
SF-N

6093
SFT-N

20 Ncm

** Black coated screw for lab use

TEMPORARY ABUTMENT

5216
TTA-N

20 Ncm

PRO HEALING ABUTMENTS

5236
HCT4-N

5237
HCT6-N

MANUAL TIGHTENING

BURNOUT SLEEVES

5217
PST-N-AR
△

5218
PST-N
○

CLASSIC SCREW-RETAINED RESTORATIONS

Legacy Multi-Unit Components

MULTI-UNIT CAD/CAM COMPONENTS

MANUAL TIGHTENING

	DUAL USE SCAN BODIES FOR MULTI-UNITS		ANALOG & INSERTION TOOL	
	ENGAGED	NON-ENGAGED		
				
Code	IOSB-TCT-N	IOSB-TCT-N-R	AN-PM-TCT-N	APMT _IH_CS
Ref. No.	5003 △	3883 ○	5456	5459
Instructions	For single crown restorations with multi-unit angled abutments.	For bridge/bar restorations with multi-unit straight and angled abutments	Multi-Unit/TCT analog for 3D printed model	Insertion tool for analog 3D printed model IH, CS , TCT

20 Ncm

	ADHESIVE COPINGS FOR MULTI-UNITS		
	ENGAGED (For single tooth restorations)	NON-ENGAGED (For bar/bridge restorations)	
Code	TAC-TCT-N	TAC-TCT-N-R	AC-R-4.5
Ref. No.	5028 △	5029 ○	5039 ○

	TITANIUM SCREWS FOR MULTI-UNIT SYSTEM		
Code	SF-N	SFT-N	S-DM-SR
Ref. No.	6092	6093	4994
Instructions	Fixation screw for Multi-Unit restoration	Black coated screw for Lab	Direct mounting on metal frame. Should not be used for full zirconia or ceramic restorations

TECHNICAL INFORMATION:

Material: Dual use scan body - PEEK and titanium | Adhesive copings, analogs & screws- titanium

Recommended Tightening Torque: Dual use scan body- manual tightening | Restoration cemented to adhesive coping, fixation screw, direct mounting screw- 20 Ncm

CLASSIC CAD/CAM RESTORATIONS

Legacy CAD/CAM Components for Conical Standard (CS) Connection

TI-BASES

30 Ncm

Type	Ref. No.	Code	Dimensions
ENGAGED	3832	TB0.75ARCS	A: Ø 4.7 mm, B: 0.75 mm, C:4 mm, D: 4.87 mm
	3840	TB1.5ARCS	A: Ø 4.7 mm, B: 1.5 mm, C:4 mm, D: 5.62 mm
	3842	TB2.5ARCS	A: Ø 4.7 mm, B: 2.5 mm, C:4 mm, D: 6.62 mm
NON-ENGAGED	3833	TB0.75RCS	A: Ø 4.7 mm, B: 0.75 mm, C:4 mm, D: 4.87 mm
	3841	TB1.5RCS	A: Ø 4.7 mm, B: 1.5 mm, C:4 mm, D: 5.62 mm
	3843	TB2.5RCS	A: Ø 4.7 mm, B: 2.5 mm, C:4 mm, D: 6.62 mm

TECHNICAL INFORMATION:

Material: Titanium
Recommended Tightening Torque: 30 Ncm
Required Drivers: 1.25mm prosthetic hex drivers (see page 138)

Conical Narrow Connection

PROSTHETIC LINE CHC

DESIGN FEATURES

- Narrow concave emergence profile
- Gold anodized
- A wide range of gingival heights
- Laser marking on top of the healing abutments (except for Ø 2.7 mm) to ensure easy identification of height and diameter

MANUAL TIGHTENING

Code	HA-D2.7-1.5CHC	HA-D2.7-2.5CHC	HA-D2.7-3.5CHC	HA-D2.7-4.5CHC	HA-D2.7-5.5CHC
Ref. No.	3351	3352	3353	3354	3355

Code	HA-D3.8-1.5CHC	HA-D3.8-2.5CHC	HA-D3.8-3.5CHC	HA-D3.8-4.5CHC	HA-D3.8-5.5CHC
Ref. No.	3361	3362	3363	3364	3365

Code	HA-D4.2-1.5CHC	HA-D4.2-2.5CHC	HA-D4.2-3.5CHC	HA-D4.2-4.5CHC	HA-D4.2-5.5CHC
Ref. No.	3341	3342	3343	3344	3345

TECHNICAL INFORMATION:

Material: Titanium

Recommended Tightening Torque: Manual tightening

Required Drivers: 1.25mm prosthetic hex drivers (see page 138)

DESIGN FEATURES

- Narrow concave emergence profile
- Improved design for ease-of-use
- Marking groove for accurate placement and positioning

IMPLANT IMPRESSION

MANUAL TIGHTENING

	CLOSED TRAY TRANSFER	OPEN TRAY TRANSFERS		

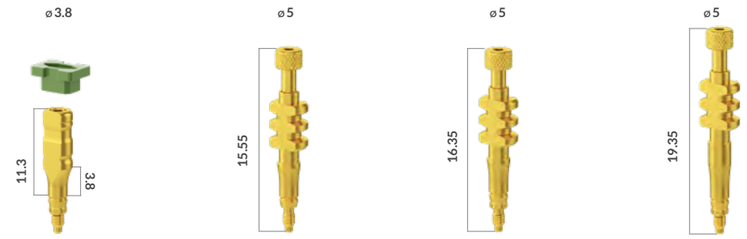

Code	NCTT-CHC	SOTT-R-CHC	SOTT-AR-CHC	LOTT-AR-CHC
Ref. No.	3350 ⬡	3306 ◯	3308 ⬡	3307 ⬡

- Screw is included
- Ref. No. 3350 is supplied with a snap cap, Ref. No. 3910 (as shown on page 59)

IMPLANT ANALOG

TITANIUM SCREWS

		PROSTHETIC SCREW CHC	RETRIEVAL SCREW CHC

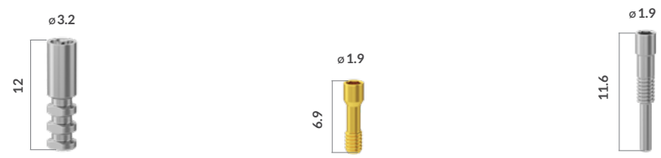

Code	IA-CHC	STLA_CHC_60_DEG	RS-CHC
Ref. No.	7338	5463	7400

TECHNICAL INFORMATION:

Material: Titanium

Recommended Tightening Torque: Manual tightening

Required Drivers: 1.25mm prosthetic hex drivers (see page 138)

DESIGN FEATURES

- Narrow concave emergence profile
- Gold anodized
- Deep grooves

20 Ncm

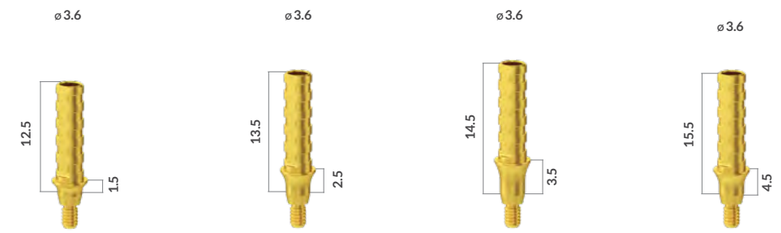

Code	TA-1.5-R-CHC	TA-2.5-R-CHC	TA-3.5-R-CHC	TA-4.5-R-CHC
Ref. No.	3301 ◯	3302 ◯	3303 ◯	3304 ◯

Code	TA-1.5-AR-CHC	TA-2.5-AR-CHC	TA-3.5-AR-CHC	TA-4.5-AR-CHC	TA-3N-AR-CHC
Ref. No.	3311 ⬡	3312 ⬡	3313 ⬡	3314 ⬡	3309 ⬡

TECHNICAL INFORMATION:

Material: Titanium

Recommended Tightening Torque: 20Ncm

Required Drivers: 1.25mm prosthetic hex drivers (see page 138)

DESIGN FEATURES

- Narrow concave emergence profile
- Gold anodized
- A range of gingival heights

STRAIGHT ABUTMENTS

20 Ncm

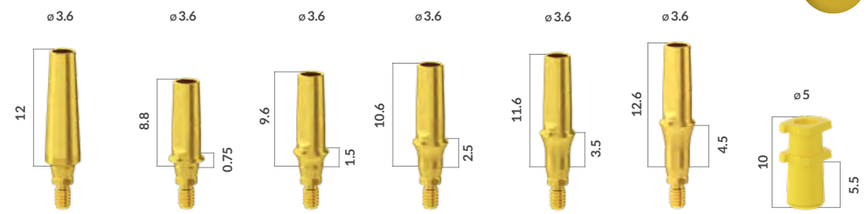

Code	TLA-L-CHC	TLA-0.75-CHC	TLA-1.5-CHC	TLA-2.5-CHC	TLA-3.5-CHC	TLA-4.5-CHC	TLASP_CHC
Ref. No.	3315	3320	3321	3322	3323	3324	3327

NOTE:

- TLA-L-CHC, Ref. No. 3315 is not suitable for use with TLASP_CHC, Ref. No. 3327.
- The TLASP-CHC, Ref. No. 3327 plastic transfer is suitable for the following TLA-CHC abutments: 3320, 3321, 2211, 3323, and 3324. For the abutment level impression workflow see page 110.

ANGLED ABUTMENTS

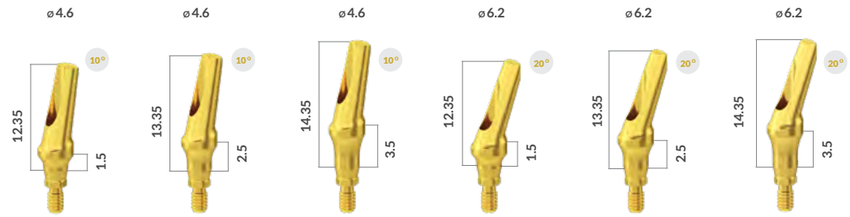

Code	NTLA10_H1.5-CHC	NTLA10_H2.5-CHC	NTLA10_H3.5-CHC	NTLA20-H1.5-CHC	NTLA20-H2.5-CHC	NTLA20-H3.5-CHC
Ref. No.	3381	3382	3383	3371	3372	3373

TECHNICAL INFORMATION:

Material: Titanium

Recommended Tightening Torque: 20Ncm

Required Drivers: 1.25mm prosthetic hex drivers (see page 138)

- For the abutment-level impression workflow, see page 109

ALPHA™ ARCH

Alpha™ Arch is a comprehensive solution for full and partial arch restorations—amplifying stability, esthetics & clinical confidence. It represents a clinical philosophy that integrates biomechanics, esthetic excellence, workflow efficiency, and long-term predictability.

Tailored to meet the highest standards of modern implant dentistry, Alpha Arch enhances esthetics, durability, ease-of-use, and soft tissue management. Engineered for precision and a secure fit, it empowers clinicians to achieve outstanding, predictable, long-term esthetic results and creates smiles with confidence!

CLINICAL BENEFITS

- Prosthetic flexibility & versatility
- Predictable & improved esthetics
- Simplified & efficient workflow
- Improved tissue stability

ALPHA ARCH Bridging Stability, Esthetics & Confidence

- Standard Ø4.8 mm angled abutments compatible with commonly used Multi-Unit prosthetic components

AVAILABLE DIAMETERS

- **NEW!** Narrow Ø3.5 mm straight abutments suitable for limited spaces and tight restorative areas
- Standard Ø4.8 mm straight abutments compatible with commonly used Multi-Unit prosthetic components

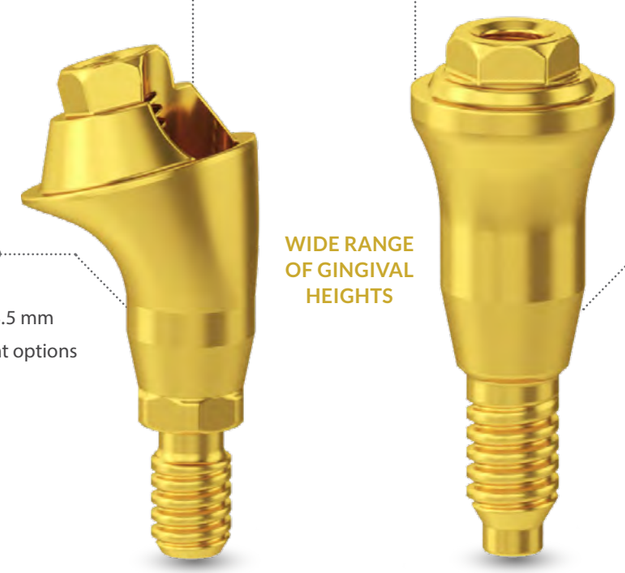

WIDE RANGE OF GINGIVAL HEIGHTS

- Available heights: 1.5 mm, 2.5 mm, 3.5 mm
- Versatile treatment options

- Available heights: 0.75 mm, 1.5 mm, 2.5 mm, 3.5 mm, 4.5 mm & 5.5 mm
- Versatile treatment options

NEW HANDLE

NEW HANDLE

- For ease-of use

ALPHA ARCH INSTRUCTIONAL GUIDE STEP-BY-STEP

ALPHA ARCH FAQS

DIGITAL LIBRARIES FOR CAD/CAM SYSTEMS

SCAN THE QR CODES

Ø 4.8 mm STANDARD STRAIGHT MULTI-UNIT ABUTMENTS

30 Ncm

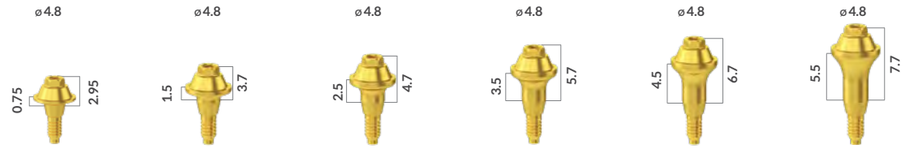

Code	MUS4.8-0.7CHC	MUS4.8-1.5CHC	MUS4.8-2.5CHC	MUS4.8-3.5CHC	MUS4.8-4.5CHC	MUS4.8-5.5CHC
Ref. No.	5727 *	5721	5722	5723	5724	5725

** Stock availability for 0.75 mm MUA- in 2027*

Ø 4.8 mm STANDARD ANGLED MULTI-UNIT ABUTMENTS

20 Ncm

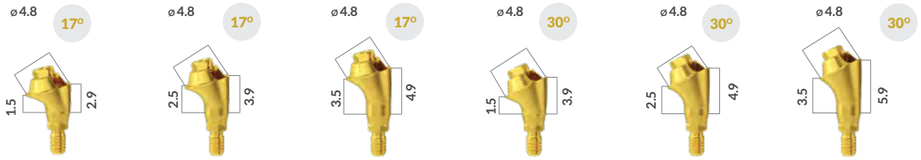

Code	MUA17-1.5CHC	MUA17-2.5CHC	MUA17-3.5CHC	MUA30-1.5CHC	MUA30-2.5CHC	MUA30-3.5CHC
Ref. No.	5681	5682	5683	5781	5782	5783

	STRAIGHT MULTI-UNIT DRIVERS				ANGLED MULTI-UNIT DRIVERS		
	STRAIGHT	RETRIEVER	MOTOR LONG	MOTOR SHORT	SHORT MANUAL GRIP DRIVER	MANUAL GRIP DRIVER	MOTOR MOUNT



Code	MU-S-D	MU-S-D-R	MU-S-D-M-L	MU-S-D-M	HTD 1.25	HHS 1.25	HT 1.25M
Ref. No.	5600	5700	5425	5400	4055	4052	4165

- Straight Multi-Unit drivers are suitable for standard (Ø 4.8 mm) & narrow (Ø3.5 mm) Multi-Unit Systems

Required Drivers:

- For initial placement of Straight Multi-Unit Abutments, use the Straight Driver (Ref. No. 5600, 5400 or 5425)
- To retrieve the Multi-Unit Abutment, use the retriever Driver (Ref. No. 5700)
- For the Angled Multi-Unit Abutments, use the 1.25 mm prosthetics drivers (Ref. # 4055, 4052, 4165)

Ø 4.8 mm MULTI-UNIT PROSTHETIC COMPONENTS

	HEALING ABUTMENTS		TEMPORARY ABUTMENT	CASTING SLEEVE

Code	HA-S-MU4.8	HA-L-MU4.8	TA-MU4.8-R	PCS-MU4.8-R
Ref. No.	5741	5742	5748	5749

	OPEN TRAY TRANSFER	CLOSED TRAY TRANSFER	TRZ MU SCAN BODY	ADHESIVE COPING

Code	OTT-MU4.8-R	CTT-MU4.8-R	IOSB-MU4.8-R	AC-MU4.8
Ref. No.	5743	5747	5740	5746

	ANALOG	DIGITAL ANALOG	PROSTHETIC SCREWS	

Code	AN-MU4.8	DA-MU4.8	PS-MU	TXS-MU
Ref. No.	5744	5750	5610	5609 *

TECHNICAL INFORMATION:

Material: Titanium | **Drivers** - Sandvik | TRZ MU Scan Body - PEEK

Recommended Tightening Torque:

- Straight and Angled Multi-Unit Abutments - 30 Ncm
- Healing Caps, Open & Closed Tray Transfers & Scan Body - Manual tightening
- Temporary Abutment - 20 Ncm

* *Use the TX screw Ref. No. 5609 with TX drivers*

ALPHA ARCH SCREW-RETAINED RESTORATIONS

ø 3.5 mm NARROW STRAIGHT MULTI-UNIT ABUTMENTS

30 Ncm

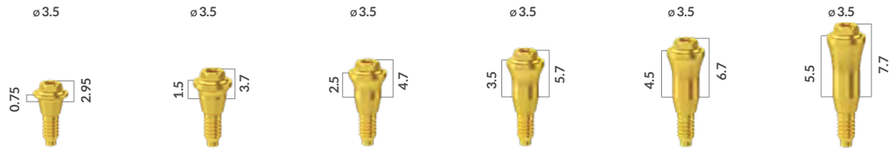

Code	MUS3.5-0.7CHC	MUS3.5-1.5CHC	MUS3.5-2.5CHC	MUS3.5-3.5CHC	MUS3.5-4.5CHC	MUS3.5-5.5CHC
Ref. No.	5627 *	5621	5622	5623	5624	5625

** Stock availability for 0.75 mm MUA- in 2027*

ø 3.5 mm MULTI-UNIT PROSTHETIC COMPONENTS

	HEALING ABUTMENTS		TEMPORARY ABUTMENT	CASTING SLEEVE	OPEN TRAY TRANSFER	CLOSED TRAY TRANSFER
	MANUAL TIGHTENING		20 Ncm		MANUAL TIGHTENING	
	ø3.9 4	ø3.9 6	ø3.5 12	ø3.5 12	ø5.2 9	ø3.5 8
Code	HA-S-MU3.5	HA-L-MU3.5	TA-MU3.5-R	PCS-MU3.5-R	OTT-MU3.5-R	CTT-MU3.5-R
Ref. No.	5641	5642	5648	5649	5643	5647

	ANALOG	DIGITAL ANALOG	ADHESIVE COPING	TRZ MU SCAN BODY	PROSTHETIC SCREWS	
			20 Ncm	MANUAL TIGHTENING		
	ø3.5 13	ø3.5 13	ø3.9 7 2 5	ø6 MU 10	ø1.9 4.5	ø1.9 4
Code	AN-MU3.5	DA-MU3.5	AC-MU3.5	IOSB-MU3.5-R	PS-MU	TXS-MU
Ref. No.	5644	5650	5646	5640	5610	5609 *

TECHNICAL INFORMATION:

Material: Titanium | **Drivers** - Sandvik | TRZ Scan Body - PEEK

Recommended Tightening Torque:

- Straight Multi-Unit Abutments - 30 Ncm
- Healing Caps, Open & Closed Tray Transfers & Scan Body - 10 Ncm or manual tightening
- Temporary Abutment - 20 Ncm

Required Drivers:

- Straight Driver (Ref. No. 5600) and Retriever Driver (Ref. No. 5700)

* *Use the TX screw Ref. No. 5609 with TX drivers*

ALPHA ARCH WORKFLOW

ø4.8 mm

Gingival Height	0.75* mm	1.5 mm	2.5 mm	3.5 mm	4.5 mm	5.5 mm
CS	5707	5701	5702	5703	5704	5705
CHC	5727	5721	5722	5723	5724	5725
IH	5717	5711	5712	5713	5714	5715

17º

ø4.8 mm

Gingival Height	1.5 mm	2.5 mm	3.5 mm
CS	5661	5662	5663
CHC	5681	5682	5683
IH	5671	5672	5673

ø3.5 mm

Gingival Height	0.75*mm	1.5 mm	2.5 mm	3.5 mm	4.5 mm	5.5 mm
CS	5607	5601	5602	5603	5604	5605
CHC	5627	5621	5622	5623	5624	5625
IH	5617	5611	5612	5613	5614	5615

30º

ø4.8 mm

Gingival Height	1.5 mm	2.5 mm	3.5 mm
CS	5761	5762	5763
CHC	5781	5782	5783
IH	5771	5772	5773

** Stock availability for 0.75 mm MUA- in 2027*

DIGITAL

MANUAL TIGHTENING — TRZ MU SCAN BODY

MU — 5640 ø3.5 mm; 5740 ø4.8 mm

20 Ncm — TEMPORARY ABUTMENT

5648 ø3.5 mm; 5748 ø4.8 mm

DIGITAL ANALOG FOR LAB USE

5650 ø3.5 mm; 5750 ø4.8 mm

20 Ncm — ADHESIVE COPING

5646 ø3.5 mm; 5746 ø4.8 mm

MODEL SCANNING

MANUAL TIGHTENING — IMPRESSION TRANSFER

OPEN TRAY 5643 ø3.5 mm 5647 CLOSED TRAY

OPEN TRAY 5743 ø4.8 mm 5747 CLOSED TRAY

MANUAL TIGHTENING — HEALING ABUTMENT

5641 ø3.5 mm 5642

5741 ø4.8 mm 5742

ANALOG FOR LAB USE

5644 ø3.5 mm; 5744 ø4.8 mm

TRZ MU SCAN BODY

MU — 5640 ø3.5 mm; 5740 ø4.8 mm

20 Ncm — DIRECT MOUNTING FOR METAL FRAMEWORK RESTORATIONS

5610

CONVENTIONAL

20 Ncm — CASTING SLEEVE

5649 ø3.5 mm; 5749 ø4.8 mm

DRIVERS & ACCESSORIES

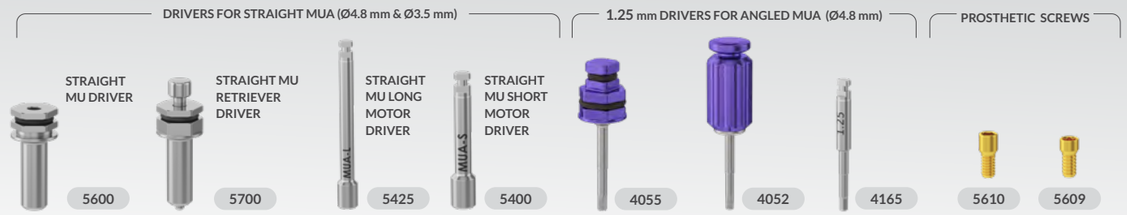

Digital Precision & Reliability for Full & Partial Arch Restorations

The Alpha Scan System is designed for precise intraoral and lab scanning when used on Alpha Arch Multi-Unit Abutments and analogs.

It enables high accurate digital impressions for full digital workflows, ensuring seamless integration with CAD/CAM planning and restorative design.

DESIGN FEATURES & CLINICAL BENEFITS

- Optimized geometry for reliable scanner recognition
- Large, stable reference surfaces for accurate data capture
- Engraved identifiers to prevent confusion between components
- Laser markings indicating the diameter (Ø3.5 mm and Ø4.8 mm) and letter designations (A–H) ensure easy identification during scanbody selection and placement
- Multiple wing configurations for enhanced orientation and repeatable positioning
- Suitable for a variety of clinical scenarios
- The "ABT" laser marking ensures easy identification and matching to the Alpha Arch Multi-Unit Abutments

THE ALPHA SCAN FULL KIT

The Alpha Scan Full Kit (Ref. No. 4900) includes 8 Scanbodies and 4 extra spaces for additional Scanbodies or drivers, for your convenience.

KIT COMPONENTS:

Ø4.8 mm: Ref. No.: 4911, 4912, 4913, 4914, 4946 & 4948.
Ø3.5 mm: Ref. No.: 4915 & 4917.

NOTES:

- Each Alpha Scanbody in the Alpha Scan Full Kit is also available for individual purchase for replenishment
- Additional Alpha Scanbodies, in alternative configurations, may be purchased individually, providing expanded scanning options for diverse clinical situations
- The Alpha Scanbody is supplied with a dedicated screw, Ref. No. 4910, used for both diameters (Ø4.8 mm and Ø3.5 mm), and available for individual purchase for replenishment.

Ref. No. 4910

TECHNICAL INFORMATION:

Material: Alpha Scan Full Kit Box: Radel® | Alpha Scanbodies: PEEK & titanium | Alpha Scanbody Screw: Titanium
Recommended Tightening Torque: Manual tightening
Required Drivers: 1.25 mm prosthetic hex drivers
Recommended Number of Autoclave Cycles: Up to 100 cycles
Sterilization: All parts, including the Alpha Scan Full Kit Box, are autoclavable
* *Refer to the IFU for complete cleaning & sterilization instructions.*

SCAN THE QR CODES FOR:

ALPHA SCAN INSTRUCTIONAL GUIDE STEP-BY-STEP

ALPHA-BIO TEC. DIGITAL CAD/CAM LIBRARIES

Digital Precision & Reliability for Full & Partial Arch Restorations

ALPHA SCAN COMPONENTS

The Alpha Scanbodies variety ensures high accuracy across multiple clinical scenarios, supporting precise digital mapping of the Multi-Unit Abutment position. All Alpha Scanbodies are available for individual purchase.

The highlighted reference numbers below are included in the Alpha Scan Full Kit.

Ø4.8 mm STANDARD SINGLE WING ALPHA SCANBODIES

30 Ncm

Type	Single Wing A	Single Wing B	Single Wing C	Single Wing D
Ref. No.	**4911**	**4912**	**4913**	**4914**

Ø4.8 mm STANDARD DOUBLE WING ALPHA SCANBODIES

Type	Double Wing E	Double Wing F	Double Wing G	Double Wing H
Ref. No.	4945	**4946**	4947	**4948**

Ø3.5 mm NARROW SINGLE WING ALPHA SCANBODIES

Type	Single Wing A	Single Wing B	Single Wing C	Single Wing D
Ref. No.	4941	4942	4943	4944

Ø3.5 mm NARROW DOUBLE WING ALPHA SCANBODIES

Type	Double Wing E	Double Wing F	Double Wing G	Double Wing H
Ref. No.	**4915**	4916	**4917**	4918

ALPHA BASE

The Alpha Base system is designed for both single and multiple CAD/CAM restorations, delivering precise tolerances for a secure implant-to-restoration fit and enhanced esthetic results, while offering versatile solutions for single-tooth and bridge cases.

DESIGN FEATURES

- Standard & customizable Ti-bases
- New narrow concave emergence profile
- A wide range of gingival heights
- Standard & wide diameters

20 Ncm

ENGAGED ⬡ (FOR SINGLE TOOTH RESTORATIONS)

STANDARD ALPHA BASE



Code	AB-AR.75CHC-S	AB-AR1.5CHC-S	AB-AR2.5CHC-S	AB-AR3.5CHC-S	AB-AR4.5CHC-S
Ref. No.	5840	5841	5842	5843	5844

CUSTOMIZABLE ALPHA BASE

Code	AB-AR.75CHC-L	AB-AR1.5CHC-L	AB-AR2.5CHC-L	AB-AR3.5CHC-L	AB-AR4.5CHC-L
Ref. No.	5845	5846	5847	5848	5849

NON-ENGAGED ○ (FOR BAR/BRIDGE RESTORATIONS)

20 Ncm

STANDARD ALPHA BASE

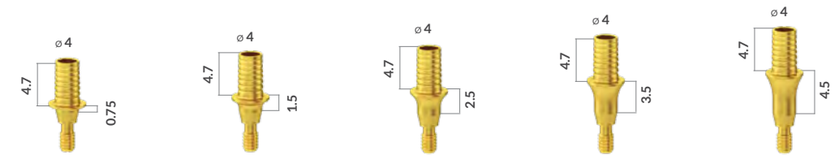

Code	AB-FR.75CHC-S	AB-FR1.5CHC-S	AB-FR2.5CHC-S	AB-FR3.5CHC-S	AB-FR4.5CHC-S
Ref. No.	5860	5861	5862	5863	5864

CUSTOMIZABLE ALPHA BASE

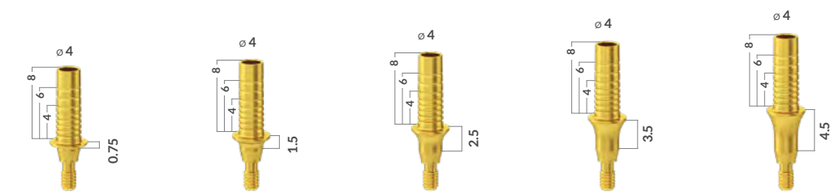

Code	AB-FR.75CHC-L	AB-FR1.5CHC-L	AB-FR2.5CHC-L	AB-FR3.5CHC-L	AB-FR4.5CHC-L
Ref. No.	5865	5866	5867	5868	5869

TECHNICAL INFORMATION:

Material: Titanium

Recommended Tightening Torque: 20Ncm

Required drivers:

TX Drivers for CS & CHC TX screws (See TX drivers on page 140-141)

** Each Alpha Base is supplied with a TX screw (see page 97).*

Note:

* TX screw, Ref. No. 5587, is to be used with Alpha Bases & Omnibases with gingival height of 0.75mm -2.5mm.

* TX screw, Ref. No. 5588, is to be used with Alpha Bases & Omnibases with gingival height of 3.5mm and 4.5mm.

Experience Freedom: Flexibility & Esthetics from a New Angle

The Omnibase is a Ti-Base used in CAD/CAM screw-retained restorations, enabling the dental technician the flexibility to design a restoration with a screw access channel at a favorable position & angle (0°-25°), contributing to improved esthetics, greater accessibility in the anterior region & in limited occlusal spaces. Available for standard and narrow conical implant-abutment connections (CS & CHC) in a wide range of gingival heights.

The Omnibase Ti-Bases have a narrow concave emergence profile & are suitable for cases of subcrestal implant placement.

DESIGN FEATURES & CLINICAL BENEFITS

- Standard & customizable Ti-bases
- A wide range of gingival heights
- Max. angle is determined by the Omnibase gingival height
- Gold anodized
- High esthetic results

20 Ncm

ENGAGED ⬡ (FOR SINGLE TOOTH RESTORATIONS)

STANDARD OMNIBASES

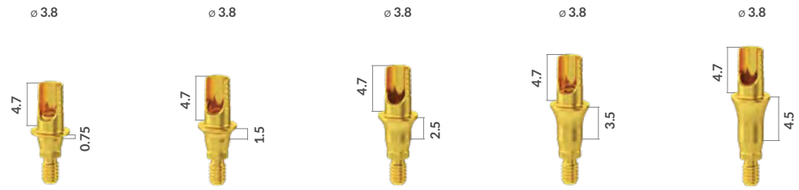

Code	OB4.7-0.75-CHC	OB4.7-1.5-CHC	OB4.7-2.5-CHC	OB4.7-3.5-CHC	OB4.7-4.5-CHC
Ref. No.	5530	5531	5532	5533	5534

CUSTOMIZABLE OMNIBASES

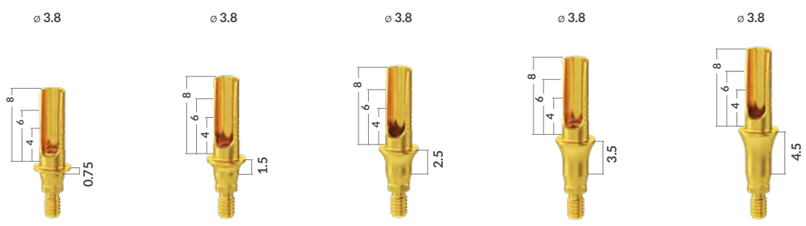

Code	OB8-0.75-CHC	OB8-1.5-CHC	OB8-2.5-CHC	OB8-3.5-CHC	OB8-4.5-CHC
Ref. No.	5540	5541	5542	5543	5544

Experience Freedom: Flexibility & Esthetics from a New Angle

20 Ncm

NON-ENGAGED ○ (FOR BAR/BRIDGE RESTORATIONS)

STANDARD OMNIBASES

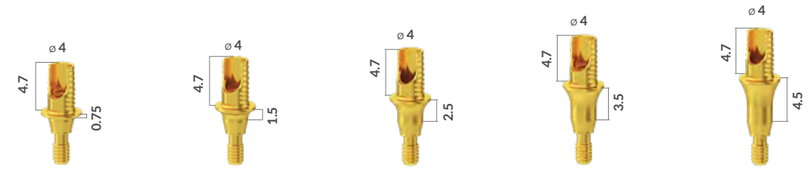

Code	OB-FR.75CHC-S	OB-FR1.5CHC-S	OB-FR2.5CHC-S	OB-FR3.5CHC-S	OB-FR4.5CHC-S
Ref. No.	5810	5811	5812	5813	5814

CUSTOMIZABLE OMNIBASES

Code	OB-FR.75CHC-L	OB-FR1.5CHC-L	OB-FR2.5CHC-L	OB-FR3.5CHC-L	OB-FR4.5CHC-L
Ref. No.	5815	5816	5817	5818	5819

TX SCREWS (FOR ENGAGED & NON-ENGAGED OMNIBASE & ALPHA BASE SYSTEMS)

Code	TX-S-CHC	TX-L-CHC
Ref. No.	5587	5588

The Omnibase product package contains a Ti-Base and a TX screw (TX screws are also sold separately for replacement purposes).

TECHNICAL INFORMATION:

Material: Titanium

Recommended Tightening Torque: 20 Ncm

Required Drivers:

TX Drivers for CS & CHC TX screws / Omnibases, for tightening at 0°-25° (see TX Drivers on page 140-141)

FOR THE OMNIBASE INSTRUCTIONAL GUIDE STEP BY STEP, SCAN THE QR CODE.

	TRZ SCAN BODY CHC	ANALOG & INSERSION TOOL		PRE-MILLED BLANK
	MANUAL TIGHTENING			20 Ncm
Code	TRZ-SB-CHC	AN-PM-CHC	APMT_CHC	BA-PF-CHC
Ref. No.	3839	5458	5460	4990
Instructions	• For lab and/or intra-oral use • Biocompatible & reusable	CHC analog for 3D printed model	Insertion tool for 3D printed model CHC	For Preface® abutment holder

TI-BASES suitable for use with CEREC System (Sirona's L Blocks), 3shape and exocad software

20 Ncm

					
Code	CCTB-CHC-SI	SiTB_CHC_1.5	SiTB_CHC_2.5	SiTB_CHC_3.5	CCSP-CHC-SI
Ref. No.	4982	5467	5468	5469	4985
Instructions	For scan and/or restoration use				For scanning only with CEREC system

TECHNICAL INFORMATION:

Material: Dual use scan body - PEEK and titanium | Ti-Bases - titanium

Recommended Tightening Torque: Dual use scan body - manual tightening | Ti-bases and Pre-milled blanks - 20 Ncm

Required Drivers: 1.25mm prosthetic hex drivers (see page 138)

- Use replacement screw Ref. No. 7345 for Ti-Base Ref. No. 4982, 4985 and for pre-milled blank Ref. No. 4990.
- Use replacement screw Ref. No. 5463 for Ti-Bases Ref. No. 5467, 5468 & 5469.

OVERDENTURE RESTORATIONS

20 Ncm

	STRAIGHT BALL ATTACHMENTS				
	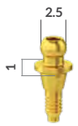				
Code	TB1-CHC	TB2-CHC	TB3-CHC	TB4-CHC	TB5-CHC
Ref. No.	7403	7404	7405	7406	7407
Instructions	Use 1.25 driver for insertion. Use nylon cap Ø 2.5 mm.				

	NYLON CAP FOR Ø 2.5 mm BALL ATTACHMENTS			
	Stainless steel Housing	Nylon Cap	Nylon Cap with Titanium Ring	Soft Nylon Cap
Code	H	NC	NCT	NCA
Ref. No.	6240	6250	6251	6253

ALPHALOC ABUTMENT SYSTEM

20 Ncm

	ALPHALOC KIT					
Code	AK0.5-C-CHC	AK1-C-CHC	AK2-C-CHC	AK3-C-CHC	AK4-C-CHC	AK5-C-CHC
Ref. No.	7470	7471	7472	7473	7474	7475

Each AlphaLoc kit includes :

AlphaLoc abutment (of the selected gingival height), 1 stainless steel metal housing, 4 retentive caps, 1 block-out spacer, 1 laboratory cap 1

	ALPHALOC PROCESSING PACKAGE	ALPHALOC RETENTIVE CAPS			
Code	AMPP	AMSTR	AMSTA	AMSOF	AMESO
Ref. No.	4875	4876	4877	4878	4879
Includes	Stainless steel metal housing, block-out spacer, nylon retentive caps (violet, clear, pink and yellow), laboratory cap (black)	Violet (strong retention)	Clear (standard retention)	Pink (soft retention)	Yellow (extra soft retention)
		Each package contains 4 units of the same colored retentive caps			

ALPHALOC ACCESSORIES

	LABORATORY CAP (BLACK)	BLOCK OUT SPACER	IMPRESSION COPING	MALE ANALOG	INSERTION AND EXTRACTION TOOL
Content	4 Units	1 Unit	4 Units	4 Units	1 Unit
Code	AML	ABOS	AIC	AFA	AIET
Ref. No.	4882	4883	4884	4885	4896

Legacy Prosthetic Line for Conical Narrow (CHC) Connection

CLASSIC CHC HEALING ABUTMENTS

MANUAL TIGHTENING

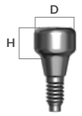

Ref. No.	Code	Dimensions
7311	HSD3.4-2-CHC	D: Ø 3.4 mm, H: 2 mm
7312	HSD3.4-3-CHC	D: Ø 3.4 mm, H: 3 mm
7313	HSD3.4-5-CHC	D: Ø 3.4 mm, H: 5 mm
7315	HSD3.8-2-CHC	D: Ø 3.8 mm, H: 2 mm
7316	HSD3.8-3-CHC	D: Ø 3.8 mm, H: 3 mm
7317	HSD3.8-5-CHC	D: Ø 3.8 mm, H: 5 mm
7319	HSD4.2-2-CHC	D: Ø 4.2 mm, H: 2 mm
7320	HSD4.2-3-CHC	D: Ø 4.2 mm, H: 3 mm
7321	HSD4.2-5-CHC	D: Ø 4.2 mm, H: 5 mm

MANUAL TIGHTENING

CLASSIC IMPLANT IMPRESSION COPINGS

CLOSED TRAY TRANSFER

Ref. No.	Code
7333	HLTS-CHC

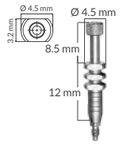

OPEN TRAY TRANSFER

Ref. No.	Code
7335	HLTO-CHC

20 Ncm

CLASSIC CEMENT-RETAINED RESTORATION

STRAIGHT ABUTMENTS

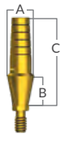

Ref. No.	Code	Dimensions
7350	ETLASP1-CHC	A: Ø 3.6 mm, B: 1.0 mm, C: 8.9 mm
7351	ETLASP2-CHC	A: Ø 3.6 mm, B: 2.0 mm, C: 9.9 mm
7352	ETLASP3 -CHC	A: Ø 3.6 mm, B: 3.0 mm, C: 10.9 mm
7353	ETLASP4-CHC	A: Ø 3.6 mm, B: 4.0 mm, C: 11.9 mm
7370	ETWASP1-CHC	A: Ø 4.0 mm, B: 1.0 mm, C: 11.0 mm
7371	ETWASP2-CHC	A: Ø 4.0 mm, B: 2.0 mm, C: 12.0 mm
7372	ETWASP3-CHC	A: Ø 4.0 mm, B: 3.0 mm, C: 13.0 mm
7373	ETWASP4-CHC	A: Ø 4.0 mm, B: 4.0 mm, C: 14.0 mm
7374	ETWASP5-CHC	A: Ø 4.0 mm, B: 5.0 mm, C: 15.0 mm

7356	ETLAS3.2-CHC	A: Ø 3.2 mm, C: 9.0 mm
7357	ETLAS3.6-CHC	A: Ø 3.6 mm, C: 9.0 mm
7383	ETLAS4.0-CHC	A: Ø 4.0 mm, C: 11.0 mm
7358	TLAS4.0-CHC	A: Ø 4.0 mm, C: 9.2 mm

Legacy Prosthetic Line for Conical Narrow (CHC) Connection

20 Ncm

CLASSIC CHC ESTHETIC ANGLED ABUTMENTS

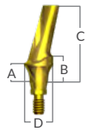

Ref. No.	Code	Dimensions
7360	ETLA15-CHC	A: 1.1 mm, B: 1.5 mm, C: 8.2 mm, D: Ø 3.9 mm
7361	ETLAL15-CHC	A: 1.1 mm, B: 1.5 mm, C: 10.2 mm, D: Ø 3.9 mm
7362	ETLA25-CHC	A: 1.1 mm, B: 1.4 mm, C: 8.2 mm, D: Ø 4.3 mm
7363	EA15-1.5CHC	A: 1.5 mm, B: 2.5 mm, C: 9.5 mm, D: Ø 4.0 mm
7364	EA15-2.5CHC	A: 2.5 mm, B: 3.5 mm, C: 10.5 mm, D: Ø 4.0 mm
7365	EA15-3.5CHC	A: 3.5 mm, B: 4.5 mm, C: 11.5 mm, D: Ø 4.0 mm
7366	EA25-1.5CHC	A: 1.5 mm, B: 2.5 mm, C: 9.5 mm, D: Ø 4.0 mm
7367	EA25-2.5CHC	A: 2.5 mm, B: 3.5 mm, C: 10.5 mm, D: Ø 4.0 mm
7368	EA25-3.5CHC	A: 3.5 mm, B: 4.5 mm, C: 11.5 mm, D: Ø 4.0 mm

CLASSIC CHC TI-BASES



Type	Ref. No.	Code	Dimensions
ENGAGED	5450	CCTB-0.75-AR-CHC	A: Ø 4.7 mm, B: 0.75 mm, C:4 mm, D: 4.9 mm
	5451	CCTB-1.5-AR-CHC	A: Ø 4.7 mm, B: 1.5 mm, C:4 mm, D: 5.6 mm
	5452	CCTB-2.5-AR-CHC	A: Ø 4.7 mm, B: 2.5 mm, C:4 mm, D: 6.6 mm
NON-ENGAGED	5453	CCTB-0.75-R-CHC	A: Ø 4.7 mm, B: 0.75 mm, C:4 mm, D: 4.9 mm
	5454	CCTB-1.5-R-CHC	A: Ø 4.7 mm, B: 1.5 mm, C:4 mm, D: 5.6 mm
	5455	CCTB-2.5-R-CHC	A: Ø 4.7 mm, B: 2.5 mm, C:4 mm, D: 6.6 mm

CLASSIC CHC TITANIUM ABUTMENT SCREW

Ref. No.	Code
7345	STLA-CHC

CLASSIC CHC DUAL USE SCAN BODY

Ref. No.	Code
5021	SB-CHC

CLASSIC CHC TX SCREWS (FOR OMNIBASE)



Ref. No.	Code
5507	OB-TX-S-CHC
5501	OB-TX-L-CHC

TECHNICAL INFORMATION:

Material: Titanium

Recommended Tightening Torque:

- Manually tighten healing abutments,scanbody, transfers & analogs
- 20 Ncm for Ti-bases and straight & angled abutments

Required Drivers:

- 1.25mm prosthetic hex drivers (page 138) and TX drivers for TX screws (page 140-141)

Legacy Multi-Unit Components for Conical Narrow (CHC) Connection

STRAIGHT MULTI-UNIT ABUTMENTS

20 Ncm

Ref. No.	Code	Dimensions
5242	TCT- N 0.75 CHC	A: Ø 4.7 mm, B: 0.75 mm, C: 1.95 mm
5243	TCT-N 1.5 CHC	A: Ø 4.7 mm, B: 1.5 mm, C: 2.7 mm
5244	TCT-N 2.5 CHC	A: Ø 4.7 mm, B: 2.5 mm, C: 3.7 mm
5245	TCT-N 3.5 CHC	A: Ø 4.7 mm, B: 3.5 mm, C: 4.7 mm
5246	TCT-N 4.5 CHC	A: Ø 4.7 mm, B: 4.5 mm, C: 5.7 mm
5247	TCT-N 5.5 CHC	A: Ø 4.7 mm, B: 5.5 mm, C: 6.7 mm

ANGLED MULTI-UNIT ABUTMENTS

Ref. No.	Code	Dimensions
7482	AU 17-1.5 CHC	A: Ø 4.7 mm, B: 1.5 mm, C: 2.9 mm
7483	AU 17-2.5 CHC	A: Ø 4.7 mm, B: 2.5 mm, C: 3.9 mm
7484	AU 17-3.5 CHC	A: Ø 4.7 mm, B: 3.5 mm, C: 4.9 mm
7487	AU 30-1.5 CHC	A: Ø 4.7 mm, B: 1.5 mm, C: 3.85 mm
7488	AU 30-2.5 CHC	A: Ø 4.7 mm, B: 2.5 mm, C: 4.85 mm
7489	AU 30-3.5 CHC	A: Ø 4.7 mm, B: 3.5 mm, C: 5.85 mm

TECHNICAL INFORMATION:

Material: Titanium

Recommended Tightening Torque:

- Manually tighten impression transfers, healing abutments and scan bodies
- 20 Ncm for straight & angled Multi-Unit Abutments
- 20 Ncm for temporary fixture & screws

Required Drivers: (see page 138):

- 1.25 mm hex driver for angled multi-units abutments
- 1.5 mm hex driver for straight multi-units abutments

ON TOP COMPONENTS

OPEN TRAY TANSFERS | **CLOSED TRAY TRANSFER**

MANUAL TIGHTENING

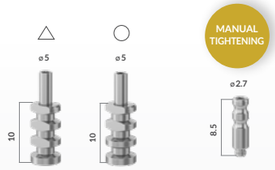

5231 | 5248 | 5235

ANALOG

5211 BTT-N

SCREWS

6092 SF-N

6093 SFT-N

20 Ncm

** Black coated screw for lab use

TEMPORARY ABUTMENT

5216 TTA-N

20 Ncm

PRO HEALING ABUTMENTS

5236 HCT4-N

5237 HCT6-N

MANUAL TIGHTENING

BURNOUT SLEEVES

5217 PST-N-AR △

5218 PST-N ○

Legacy Multi-Unit Components

	DUAL USE SCAN BODIES FOR MULTI-UNITS		ANALOG & INSERTION TOOL	
	ENGAGED	NON-ENGAGED		
Code	IOSB-TCT-N	IOSB-TCT-N-R	AN-PM-TCT-N	APMT _IH_CS
Ref. No.	5003 △	3883 ○	5456	5459
Instructions	For single crown restorations with multi-unit angled abutments.	For bridge/bar restorations with multi-unit straight and angled abutments	Multi-Unit/TCT analog for 3D printed model	Insertion tool for analog 3D printed model IH, CS , TCT

MANUAL TIGHTENING

	ADHESIVE COPINGS FOR MULTI-UNITS		
	ENGAGED (For single tooth restorations)	NON-ENGAGED (For bar/bridge restorations)	
			Gold anodized
Code	TAC-TCT-N	TAC-TCT-N-R	AC-R-4.5
Ref. No.	5028 △	5029 ○	5039 ○

20 Ncm

* Black coated screw for lab for lab use

	TITANIUM SCREWS FOR MULTI-UNIT SYSTEM		
Code	SF-N	SFT-N	S-DM-SR
Ref. No.	6092	6093	4994
Instructions	Fixation screw for Multi-Unit restoration	Black coated screw for Lab	Direct mounting on metal frame. Should not be used for full zirconia or ceramic restorations

TECHNICAL INFORMATION:

Material: Dual use scan body - PEEK and titanium | Adhesive copings, analogs & screws- titanium

Recommended Tightening Torque: Dual use scan body- manual tightening | Restoration cemented to adhesive coping, fixation screw, direct mounting screw- 20 Ncm

INTERNAL HEX PROSTHETIC SYSTEM

High stability to lateral forces

High stability of the implant screw

Long term esthetic results

Simple restoration process

Internal Hex Connection

PROSTHETIC LINE IH

HEALING ABUTMENTS

MANUAL TIGHTENING

ø3.85

Code	HSS3	HSS4	HSS5
Ref. No.	112	114	113

ø4.6



Code	HS2	HS3	HS4	HS5	HS6	HS7
Ref. No.	116	109	117	110	118	119

ø5 - ø5.5

Code	HS5-3	HS5-5	HS5.5-3	HS5.5-5
Ref. No.	124	125	126	127

ø6 - ø7



Code	HS6-3	HS6-5	HS7-3
Ref. No.	128	129	130

TECHNICAL INFORMATION:

Material: Titanium

Recommended Tightening Torque: Manual tightening

Required Drivers: 1.25mm prosthetic hex drivers (see page 138)

- Laser marking to ensure easy identification of height and diameter

TEMPORARY ABUTMENTS

IH

INTERNAL HEX CONNECTION

TEMPORARY TITANIUM ABUTMENTS

15 Ncm

Code	TLAC-AR	TLAC-R
Ref. No.	5200 ⬡	5220 ◯

TECHNICAL INFORMATION:

Material: Titanium

Tightening Torque: 15Ncm

Required drivers: 1.25mm prosthetic hex drivers (see page 138)

STRAIGHT PEEK ABUTMENTS

15 Ncm

Code	TPA1	TPA2	TPA3
Ref. No.	5416	5417	5418

ANGLED PEEK ABUTMENTS

Code	TPA15-1	TPA15-2	TPA15-3	TPA25-1	TPA25-2
Ref. No.	5419	5420	5421	5422	5423

TECHNICAL INFORMATION:

Material: PEEK Polymer | **Use within 180 days**

Tightening Torque: 15 Ncm

Required Drivers: 1.25mm prosthetic hex drivers (see page 138)

MANUAL TIGHTENING 10 Ncm

CLOSED TRAY TRANSFERS

	STANDARD	SHORT	SLIM
			
Code	HLT	HLTS	HLTLS
Ref. No.	5060	5170	5062

OPEN TRAY TRANSFERS

	STANDARD	SHORT
	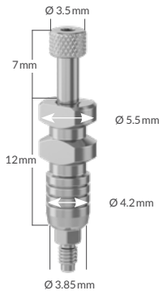	
Code	HLTO	HLTOS
Ref. No.	5061	5171

TECHNICAL INFORMATION:

Material: Titanium

Recommended Tightening Torque: Manual tightening

Required Drivers: 1.25mm prosthetic hex drivers (see page 138)

Screw is included

CLOSED TRAY IMPRESSION

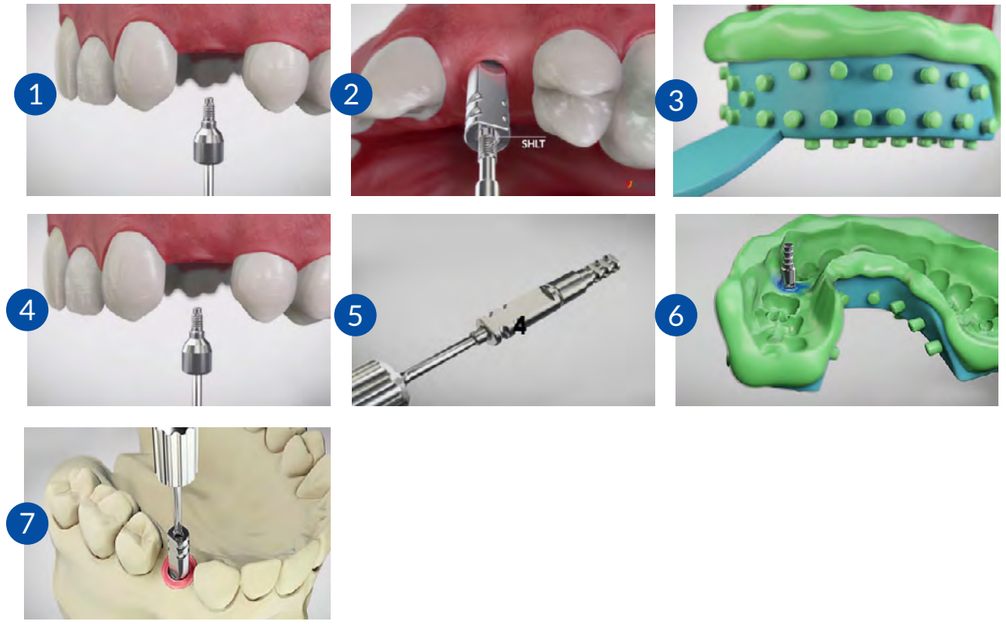

OPEN TRAY IMPRESSION

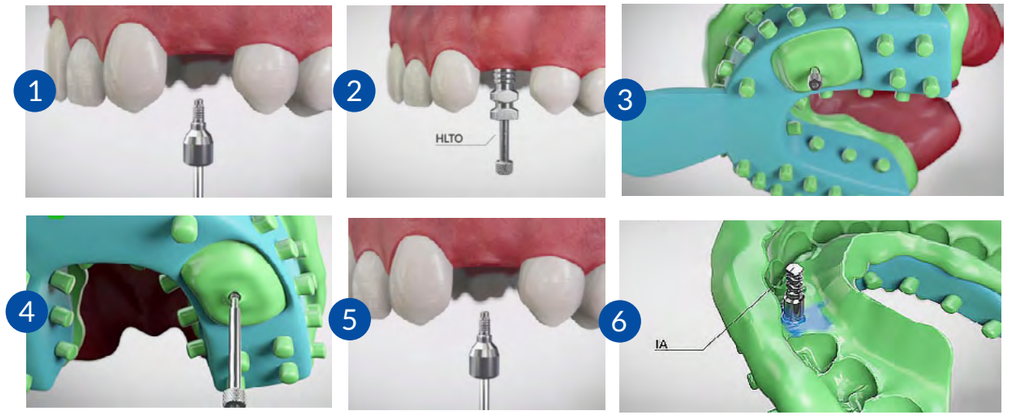

IMPRESSION

Before taking the impression, attach the transfer to the implant with the flat surface facing the buccal area.



30 Ncm

STRAIGHT ABUTMENTS

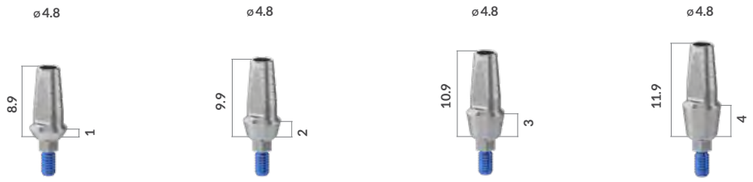

Code	TLASP1	TLASP2	TLASP3	TLASP4
Ref. No.	5366	5367	5368	5369

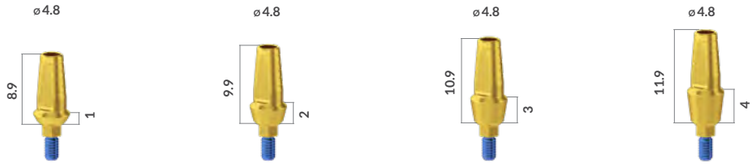

Code	ETLASP1	ETLASP2	ETLASP3	ETLASP4
Ref. No.	5352	5353	5354	5355

Code	HTLASP
Ref. No.	5364*

* The HTLASP plastic transfer is suitable for TLASP and ETLASP abutments

ABUTMENT LEVEL IMPRESSION TAKING WITH TLASP/ETLASP ABUTMENTS & HTLASP PLASTIC TRANSFER

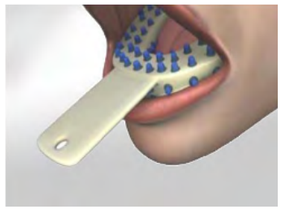

- Measure the soft tissue height, and choose the suitable TLASP/ETLASP abutment
- Manually screw the abutment onto the implant, preferably with the flat surface facing buccally
- Position the HTLASP Plastic Transfer onto the abutment
- Press down on the plastic transfer, until you feel a "click" indicating it is properly positioned
- Take the impression
- Send the impression with the analog to the dental laboratory

STRAIGHT ABUTMENTS

30 Ncm

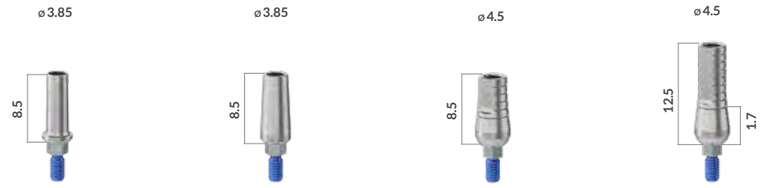

Code	TLASSP	TLAS	TLA	TLAL
Ref. No.	5403	5150	5030	5140

Code	ETLAS	ETLA
Ref. No.	5155	5031

WIDE STRAIGHT ABUTMENTS

Code	TLAW	TLAO2	TLAO4
Ref. No.	5340	5182	5362

TECHNICAL INFORMATION:

Material: Titanium

Recommended Tightening Torque: 30Ncm

Required Drivers: 1.25mm prosthetic hex drivers (see page 138)

30 Ncm ANGLED TITANIUM ABUTMENTS

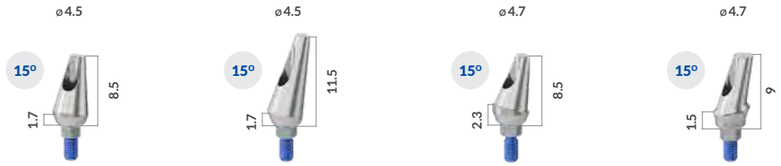

Code	TLA 15	TLAL 15	TLA 15B	TLA 15BB
Ref. No.	5090	5092	5091	5098

Code	ETLAL 15	EAAS 15	EAA 15	EAAH 15
Ref. No.	5094	5410	5411	5412

Code	TLA 25	TLAL 25	TLA 35
Ref. No.	5130	5134	5136

* Compatible screw Ref. No. 5127

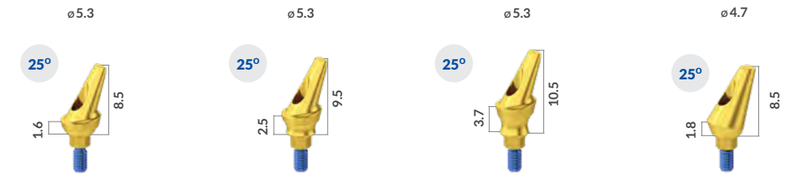

Code	EAAS 25	EAA 25	EAAH 25	ETLA25
Ref. No.	5413	5414	5415	5131

TECHNICAL INFORMATION:

Material: Titanium

Recommended Tightening Torque: 30Ncm

Required Drivers: 1.25mm prosthetic hex drivers (see page 138)

PLASTIC ABUTMENTS FOR CASTING

30 Ncm

Code	PLA	PLA-R
Ref. No.	5040 ⬡	5041 ○

IMPLANT ANALOGS

Implant analog, IA Ref. No. 5080, is suitable for use with all implant diameters.
Implant analog, IA5 Ref. No. 5280, is suitable for use with SPIRAL & DFI implants ø5.

MANUAL TIGHTENING

	STANDARD	WIDE	DIGITAL IMPRESSION
	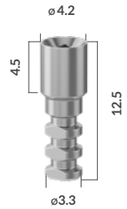	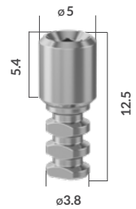	For resin printed models
Code	IA	IA5	AN-PM-IH
Ref. No.	5080	5280	5457

TITANIUM SCREWS

Code	STLAS	STLAT*	STLASH**	STLA_IH_60_DEG	RS
Ref. No.	5122	5121	5127	5462	5110
Instructions	* Specially coated, for laboratory use only. ** To be used only with the TLA36 abutment. Ref. No. 5136 (Page 112)			For Ti-Bases	Retrieval screw for CS & IH connections

TECHNICAL INFORMATION:

Material: Plastic abutments- PET | Titanium

Recommended Tightening Torque: Plastic abutments 30 Ncm | Implant analogs- manual tightening

Required Drivers: 1.25mm prosthetic hex drivers (see page 138)

ALPHA™ ARCH

Alpha™ Arch is a comprehensive solution for full and partial arch restorations—amplifying stability, esthetics & clinical confidence. It represents a clinical philosophy that integrates biomechanics, esthetic excellence, workflow efficiency, and long-term predictability.

Tailored to meet the highest standards of modern implant dentistry, Alpha Arch enhances esthetics, durability, ease-of-use, and soft tissue management. Engineered for precision and a secure fit, it empowers clinicians to achieve outstanding, predictable, long-term esthetic results and creates smiles with confidence!

CLINICAL BENEFITS

- Prosthetic flexibility & versatility
- Predictable & improved esthetics
- Simplified & efficient workflow
- Improved tissue stability

ALPHA ARCH

IH

Bridging Stability, Esthetics & Confidence

- Standard Ø4.8 mm angled abutments compatible with commonly used Multi-Unit prosthetic components

AVAILABLE DIAMETERS

- **NEW!** Narrow Ø3.5 mm straight abutments suitable for limited spaces and tight restorative areas
- Standard Ø4.8 mm straight abutments compatible with commonly used Multi-Unit prosthetic components

WIDE RANGE OF GINGIVAL HEIGHTS

- Available heights: 1.5 mm, 2.5 mm, 3.5 mm
- Versatile treatment options

- Available heights: 0.75 mm, 1.5 mm, 2.5 mm, 3.5 mm, 4.5 mm & 5.5 mm
- Versatile treatment options

NEW HANDLE

NEW HANDLE

- For ease-of-use

ALPHA ARCH INSTRUCTIONAL GUIDE STEP BY STEP

ALPHA ARCH FAQs

DIGITAL LIBRARIES FOR CAD/CAM SYSTEMS

SCAN THE QR CODES

Ø 4.8 mm STANDARD STRAIGHT MULTI-UNIT ABUTMENTS

30 Ncm

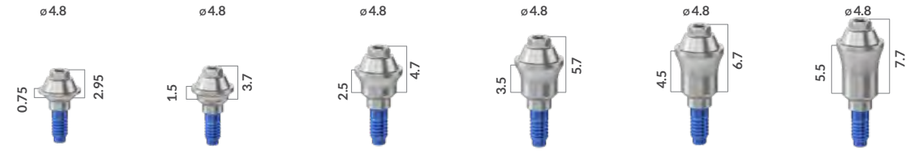

Code	MUS-4.8-0.7IH	MUS-4.8-1.5IH	MUS-4.8-2.5IH	MUS-4.8-3.5IH	MUS-4.8-4.5IH	MUS-4.8-5.5IH
Ref. No.	5717 *	5711	5712	5713	5714	5715

** Stock availability for 0.75 mm MUA- in 2027*

Ø 4.8 mm STANDARD ANGLED MULTI-UNIT ABUTMENTS

30 Ncm

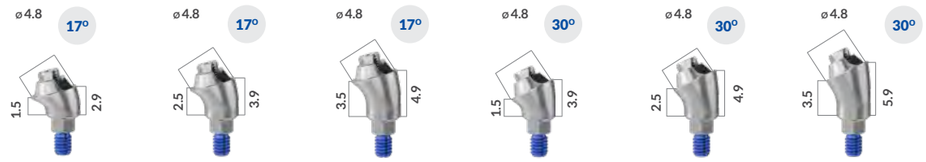

Code	MUA17-1.5CHC	MUA17-2.5CHC	MUA17-3.5CHC	MUA30-1.5CHC	MUA30-2.5CHC	MUA30-3.5CHC
Ref. No.	5671	5672	5673	5771	5772	5773

	STRAIGHT MULTI-UNIT DRIVERS				ANGLED MULTI-UNIT DRIVERS		
	STRAIGHT	RETRIEVER	MOTOR LONG	MOTOR SHORT	SHORT MANUAL GRIP DRIVER	MANUAL GRIP DRIVER	MOTOR MOUNT



Code	MU-S-D	MU-S-D-R	MU-S-D-M-L	MU-S-D-M	HTD 1.25	HHS 1.25	HT 1.25M
Ref. No.	5600	5700	5425	5400	4055	4052	4165

- Straight Multi-Unit drivers are suitable for standard (Ø 4.8 mm) & narrow (Ø3.5 mm) Multi-Unit Systems

Required Drivers:

- For initial placement of Straight Multi-Unit Abutments, use the Straight Driver (Ref. No. 5600, 5400 or 5425)
- To retrieve the Multi-Unit Abutment, use the retriever Driver (Ref. No. 5700)
- For the Angled Multi-Unit Abutments, use the 1.25 mm prosthetics drivers (Ref. No. 4055, 4052, 4165)

Ø 4.8 mm MULTI-UNIT PROSTHETIC COMPONENTS

	HEALING ABUTMENTS		TEMPORARY ABUTMENT	CASTING SLEEVE



Code	HA-S-MU4.8	HA-L-MU4.8	TA-MU4.8-R	PCS-MU4.8-R
Ref. No.	5741	5742	5748	5749

	OPEN TRAY TRANSFER	CLOSED TRAY TRANSFER	TRZ MU SCAN BODY	ADHESIVE COPING

Code	OTT-MU4.8-R	CTT-MU4.8-R	IOSB-MU4.8-R	AC-MU4.8
Ref. No.	5743	5747	5740	5746

	ANALOG	DIGITAL ANALOG	PROSTHETIC SCREWS	

Code	AN-MU4.8	DA-MU4.8	PS-MU	TXS-MU
Ref. No.	5744	5750	5610	5609 *

TECHNICAL INFORMATION:

Material: Titanium | **Drivers** - Sandvik | TRZ MU Scan Body - PEEK

Recommended Tightening Torque:

- Straight and Angled Multi-Unit Abutments - 30 Ncm
- Healing Caps, Open & Closed Tray Transfers & Scan Body - Manual tightening
- Temporary Abutment - 20 Ncm

* *Use the TX screw Ref. No. 5609 with TX drivers*

ø 3.5 mm NARROW STRAIGHT MULTI-UNIT ABUTMENTS

30 Ncm

Code	MUS-3.5-0.7IH	MUS-3.5-1.5IH	MUS-3.5-2.5IH	MUS-3.5-3.5IH	MUS-3.5-4.5IH	MUS-3.5-5.5IH
Ref. No.	5617 *	5611	5612	5613	5614	5615

** Stock availability for 0.75 mm MUA- in 2027*

ø 3.5 mm MULTI-UNIT PROSTHETIC COMPONENTS

	HEALING ABUTMENTS		TEMPORARY ABUTMENT	CASTING SLEEVE	OPEN TRAY TRANSFER	CLOSED TRAY TRANSFER
	MANUAL TIGHTENING		20 Ncm		MANUAL TIGHTENING	
Code	HA-S-MU3.5	HA-L-MU3.5	TA-MU3.5-R	PCS-MU3.5-R	OTT-MU3.5-R	CTT-MU3.5-R
Ref. No.	5641	5642	5648	5649	5643	5647

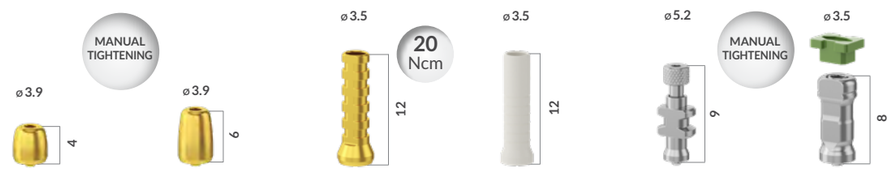

	ANALOG	DIGITAL ANALOG	ADHESIVE COPING	TRZ MU SCAN BODY	PROSTHETIC SCREWS	
			20 Ncm	MANUAL TIGHTENING		
Code	AN-MU3.5	DA-MU3.5	AC-MU3.5	IOSB-MU3.5-R	PS-MU	TXS-MU
Ref. No.	5644	5650	5646	5640	5610	5609 *

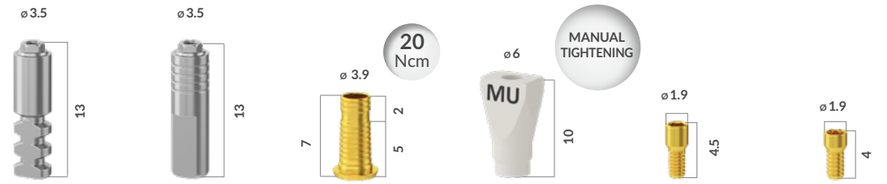

TECHNICAL INFORMATION:

Material: Titanium | **Drivers** - Sandvik | TRZ Scan Body - PEEK

Recommended Tightening Torque:

- Straight Multi-Unit Abutments - 30 Ncm
- Healing Caps, Open & Closed Tray Transfers & Scan Body - 10 Ncm or manual tightening
- Temporary Abutment - 20 Ncm

Required Drivers:

- Straight Driver (Ref. No. 5600) and Retriever Driver (Ref. No. 5700)

* *Use the TX screw Ref. No. 5609 with TX drivers*

ø4.8 mm

Gingival Height	0.75* mm	1.5 mm	2.5 mm	3.5 mm	4.5 mm	5.5 mm
CS	5707	5701	5702	5703	5704	5705
CHC	5727	5721	5722	5723	5724	5725
IH	5717	5711	5712	5713	5714	5715

ø3.5 mm

Gingival Height	0.75* mm	1.5 mm	2.5 mm	3.5 mm	4.5 mm	5.5 mm
CS	5607	5601	5602	5603	5604	5605
CHC	5627	5621	5622	5623	5624	5625
IH	5617	5611	5612	5613	5614	5615

** Stock availability for 0.75 mm MUA- in 2027*

17º

ø4.8 mm

Gingival Height	1.5 mm	2.5 mm	3.5 mm
CS	5661	5662	5663
CHC	5681	5682	5683
IH	5671	5672	5673

30º

ø4.8 mm

Gingival Height	1.5 mm	2.5 mm	3.5 mm
CS	5761	5762	5763
CHC	5781	5782	5783
IH	5771	5772	5773

DIGITAL

MANUAL TIGHTENING — TRZ MU SCAN BODY

MU — 5640 ø3.5 mm; 5740 ø4.8 mm

↓

20 Ncm — TEMPORARY ABUTMENT

5648 ø3.5 mm; 5748 ø4.8 mm

↓

DIGITAL ANALOG FOR LAB USE

5650 ø3.5 mm; 5750 ø4.8 mm

↓

20 Ncm — ADHESIVE COPING

5646 ø3.5 mm; 5746 ø4.8 mm

MODEL SCANNING

MANUAL TIGHTENING

IMPRESSION TRANSFER

OPEN TRAY — 5643 ø3.5 mm 5647

OPEN TRAY — 5743 ø4.8 mm 5747

↓

MANUAL TIGHTENING — HEALING ABUTMENT

5641 ø3.5 mm 5642

5741 ø4.8 mm 5742

↓

ANALOG FOR LAB USE

5644 ø3.5 mm; 5744 ø4.8 mm

→ 20 Ncm — CASTING SLEEVE

5649 ø3.5 mm; 5749 ø4.8 mm

← TRZ MU SCAN BODY

MU — 5640 ø3.5 mm; 5740 ø4.8 mm

↓

20 Ncm — DIRECT MOUNTING FOR METAL FRAMEWORK RESTORATIONS

5610

CONVENTIONAL

CLOSED TRAY — 5647 ø3.5 mm 5747

CLOSED TRAY — 5747 ø4.8 mm 5747

DRIVERS & ACCESSORIES



Digital Precision & Reliability for Full & Partial Arch Restorations

The Alpha Scan System is designed for precise intraoral and lab scanning when used on Alpha Arch Multi-Unit Abutments and analogs.

It enables high accurate digital impressions for full digital workflows, ensuring seamless integration with CAD/CAM planning and restorative design.

DESIGN FEATURES & CLINICAL BENEFITS

- Optimized geometry for reliable scanner recognition
- Large, stable reference surfaces for accurate data capture
- Engraved identifiers to prevent confusion between components
- Laser markings indicating the diameter (Ø3.5 mm and Ø4.8 mm) and letter designations (A–H) ensure easy identification during scanbody selection and placement
- Multiple wing configurations for enhanced orientation and repeatable positioning
- Suitable for a variety of clinical scenarios
- The "ABT" laser marking ensures easy identification and matching to the Alpha Arch Multi-Unit Abutments

THE ALPHA SCAN FULL KIT

The Alpha Scan Full Kit (Ref. No. 4900) includes 8 Scanbodies and 4 extra spaces for additional Scanbodies or drivers, for your convenience.

KIT COMPONENTS:

Ø4.8 mm: Ref. No.: 4911, 4912, 4913, 4914, 4946 & 4948.
Ø3.5 mm: Ref. No.: 4915 & 4917.

NOTES:

- Each Alpha Scanbody in the Alpha Scan Full Kit is also available for individual purchase for replenishment
- Additional Alpha Scanbodies, in alternative configurations, may be purchased individually, providing expanded scanning options for diverse clinical situations
- The Alpha Scanbody is supplied with a dedicated screw, Ref. No. 4910, used for both diameters (Ø4.8 mm and Ø3.5 mm), and available for individual purchase for replenishment.

Ref. No. 4910

TECHNICAL INFORMATION:

Material: Alpha Scan Full Kit Box: Radel® | Alpha Scanbodies: PEEK & titanium | Alpha Scanbody Screw: Titanium
Recommended Tightening Torque: Manual tightening
Required Drivers: 1.25 mm prosthetic hex drivers
Recommended Number of Autoclave Cycles: Up to 100 cycles
Sterilization: All parts, including the Alpha Scan Full Kit Box, are autoclavable
* *Refer to the IFU for complete cleaning & sterilization instructions.*

SCAN THE QR CODES FOR:

ALPHA SCAN INSTRUCTIONAL GUIDE STEP-BY-STEP

ALPHA-BIO TEC. DIGITAL CAD/CAM LIBRARIES

Digital Precision & Reliability for Full & Partial Arch Restorations

ALPHA SCAN COMPONENTS

The Alpha Scanbodies variety ensures high accuracy across multiple clinical scenarios, supporting precise digital mapping of the Multi-Unit Abutment position. All Alpha Scanbodies are available for individual purchase.

The highlighted reference numbers below are included in the Alpha Scan Full Kit.

Ø4.8 mm STANDARD SINGLE WING ALPHA SCANBODIES

30 Ncm

Type	Single Wing A	Single Wing B	Single Wing C	Single Wing D
Ref. No.	4911	4912	4913	4914

Ø4.8 mm STANDARD DOUBLE WING ALPHA SCANBODIES

Type	Double Wing E	Double Wing F	Double Wing G	Double Wing H
Ref. No.	4945	4946	4947	4948

Ø3.5 mm NARROW SINGLE WING ALPHA SCANBODIES

Type	Single Wing A	Single Wing B	Single Wing C	Single Wing D
Ref. No.	4941	4942	4943	4944

Ø3.5 mm NARROW DOUBLE WING ALPHA SCANBODIES

Type	Double Wing E	Double Wing F	Double Wing G	Double Wing H
Ref. No.	4915	4916	4917	4918

	TRZ SCAN BODY IH	ANALOG	PRE-MILLED BLANKS	
				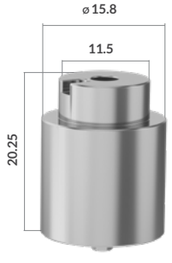
Code	TRZ-SB-IH	AN_PM_IH	BA-PF-IH	WBA-PF-IH
Ref. No.	3834	5457	4988	4989
Instructions	* For lab and/or intra-oral use * Biocompatible & reusable * Material: PEEK & titanium	For 3D printed model	For Preface® abutment holder. Screw included.	

30 Ncm

TI-BASES

	ENGAGED (For single tooth restorations)			NON-ENGAGED (For bar/bridge restorations)		
Code	CCTB-0.75-AR-IH	CCTB-1.5-AR-IH	CCTB-2.5-AR-IH	CCTB-0.75-R-IH	CCTB-1.5-R-IH	CCTB-2.5-R-IH
Ref. No.	4961 ⬡	4962 ⬡	4963 ⬡	4964 ○	4965 ○	4966 ○

* Use with replacement screw Ref. No. 5462

	WIDE TI-BASES	
	ENGAGED (For single tooth restorations)	NON-ENGAGED (For bar/bridge restorations)
Code	WCCTB	WCCTB-R
Ref. No.	5007 ⬡	5008 ○

TECHNICAL INFORMATION:

Material: dual use scan body - PEEK and titanium | Ti-Bases - titanium

Recommended Tightening Torque:
Dual use scan body - manual tightening | Ti-bases and Pre-milled blanks - 30 Ncm

Required Drivers:
1.25mm prosthetic hex drivers (see page 138) | For analog Ref. No. 5457, use insertion tool Ref. No. 5459

TI-BASES suitable for use with Cerec. System (Sirona's L Blocks), 3shape and exocad software

					SCAN POST
Code	CCTB-IH-SI	SiTB_IH_1.5	SiTB_IH_2.5	SiTB_IH_3.5	CCSP-IH-SI
Ref. No.	4980	5464	5465	5466	4984
Instructions	For scan and/or restoration use				For scanning purpose only
	Use replacement screw 5122	Use replacement screw Ref. No. 5462			

30 Ncm

TECHNICAL INFORMATION:

Material: Dual use scan body - PEEK and titanium | Ti-Bases - titanium

Recommended Tightening Torque: Dual use scan body - manual tightening | Ti-bases and Pre-milled blanks - 30 NCM

Required Drivers: 1.25mm prosthetic hex drivers (see page 138) | For analog Ref. No. 5457, use insertion tool Ref. No. 5459

CLASSIC LEGACY SCANBODY

DUAL USE SCAN BODY

Ref. No.	Code
5019	SB-IH

* For lab and/or intra-oral use * Biocompatible & reusable * Material: PEEK & titanium

ALPHALOC ABUTMENT SYSTEM

30 Ncm

ALPHALOC KIT



Code	AK0.5	AK1	AK2	AK3	AK4	AK5
Ref. No.	4867	4868	4869	4870	4871	4872

Each AlphaLoc kit includes :

AlphaLoc abutment (of the selected gingival height), 1 stainless steel metal housing, 4 retentive caps, 1 block-out spacer, 1 laboratory cap

ALPHALOC PROCESSING PACKAGE / ALPHALOC RETENTIVE CAPS

Code	AMPP	AMSTR	AMSTA	AMSOF	AMESO
Ref. No.	4875	4876	4877	4878	4879
Includes	Stainless steel metal housing, block-out spacer, nylon retentive caps (violet, clear, pink and yellow), laboratory cap (black)	Violet (strong retention)	Clear (standard retention)	Pink (soft retention)	Yellow (extra soft retention)
		Each package contains 4 units of the same colored retentive caps			

ALPHALOC ACCESSORIES

	LABORATORY CAP (BLACK)	BLOCK OUT SPACER	IMPRESSION COPING	MALE ANALOG	INSERTION AND EXTRACTION TOOL
Content	4 Units	1 Unit	4 Units	4 Units	1 Unit
Code	AML	ABOS	AIC	AFA	AIET
Ref. No.	4882	4883	4884	4885	4896

TITANIUM BALL ATTACHMENTS

30 Ncm

STRAIGHT BALL ATTACHMENTS

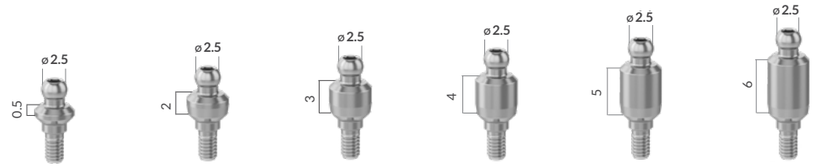

Code	TB 0.5	TB 2	TB 3	TB 4	TB 5	TB 6
Ref. No.	6260	6210	6280	6220	6270	6290
Instructions	For impression, use analog Ref. No. 5080 and IH transfers.					

ANGLED BALL ATTACHMENTS

Code	TBAA2	TBAA3
Ref. No.	6304	6306
Instructions	Ball orientation towards the flat hex	

NYLON CAP

	Stainless steel Housing	Nylon Cap	Nylon Cap with Titanium Ring	Soft Nylon Cap
Code	H	NC	NCT	NCA
Ref. No.	6240	6250	6251	6253

TECHNICAL INFORMATION:

Material: Titanium

Recommended Tightening Torque: 30 Ncm

Required Drivers: 1.25mm prosthetic hex drivers (see page 138)

CLASSIC SCREW-RETAINED RESTORATIONS

IH

Legacy Multi-Unit Components for Internal Hex (IH) Connection

30 Ncm STRAIGHT MULTI-UNIT ABUTMENTS

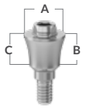

Ref. No.	Code	Dimensions
5221	TCT0.5-N	A: Ø 4.7 mm, B: 0.75 mm, C: 1 mm
5222	TCT1.5-N	A: Ø 4.7 mm, B: 1.5 mm, C: 2.8 mm
5223	TCT2.5-N	A: Ø 4.7 mm, B: 2.5 mm, C: 3.8 mm
5252	TCT3.5-N	A: Ø 4.7 mm, B: 3.5 mm, C: 4.8mm
5253	TCT4.5-N	A: Ø 4.7 mm, B: 4.5 mm, C: 5.8 mm
5254	TCT5.5-N	A: Ø 4.7 mm, B: 5.5 mm, C: 6.8 mm

ANGLED MULTI-UNIT ABUTMENTS

Ref. No.	Code	Dimensions
5432	AU 17-1.5 IH	A: Ø 4.7 mm, B: 1.5 mm, C: 2.9 mm
5433	AU 17-2.5 IH	A: Ø 4.7 mm, B: 2.5 mm, C: 3.9 mm
5434	AU 17-3.5 IH	A: Ø 4.7 mm, B: 3.5 mm, C: 4.9mm
5437	AU 30-1.5 IH	A: Ø 4.7 mm, B: 1.5 mm, C: 3.85 mm
5438	AU 30-2.5 IH	A: Ø 4.7 mm, B: 2.5 mm, C: 4.85 mm
5439	AU 30-3.5 IH	A: Ø 4.7 mm, B: 3.5 mm, C: 5.85 mm

TECHNICAL INFORMATION:

Material: Titanium

Required Drivers: (see page 138):

- 1.25mm prosthetic hex drivers for angled multi-units abutments
- 1.5mm prosthetic hex drivers for straight multi-units abutments

Recommended Tightening Torque:

- Manually tighten impression transfers & healing abutments
- 30 Ncm for straight & angled Multi-Unit Abutments
- 20 Ncm for temporary fixture & screws

ON TOP COMPONENTS

OPEN TRAY TANSFERS		CLOSED TRAY TRANSFER
△	○	MANUAL TIGHTENING
ø5	ø5	ø2.7
10	10	8.5
5231	5248	5235

ANALOG

5211
BTT-N

SCREWS

6092
SF-N

6093
SFT-N

20 Ncm

** Black coated screw for lab use

TEMPORARY ABUTMENT

5216
TTA-N

20 Ncm

PRO HEALING ABUTMENTS

5236
HCT4-N

5237
HCT6-N

MANUAL TIGHTENING

BURNOUT SLEEVES

5217
PST-N-AR
△

5218
PST-N
○

CLASSIC SCREW-RETAINED RESTORATIONS

Legacy Multi-Unit Components

MANUAL TIGHTENING

MULTI-UNIT CAD/CAM COMPONENTS

	DUAL USE SCAN BODIES FOR MULTI-UNITS		ANALOG & INSERSION TOOL	
	ENGAGED	NON-ENGAGED		
			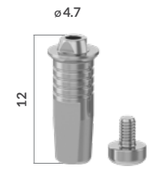	
Code	IOSB-TCT-N	IOSB-TCT-N-R	AN -PM -TCT -N	APMT _IH_CS
Ref. No.	5003 △	3883 ○	5456	5459
Instructions	For single crown restorations with multi-unit angled abutments	For bridge/bar restorations with multi-unit straight and angled abutments	Multi-Unit/TCT analog for 3D printed model	Insertion tool for analog 3D printed model IH, CS , TCT

ADHESIVE COPINGS FOR MULTI-UNITS		
	ENGAGED (For single tooth restorations)	NON-ENGAGED (For bar/bridge restorations)
Code	TAC-TCT-N	TAC-TCT-N-R	AC-R-4.5
Ref. No.	5028 △	5029 ○	5039 ○

20 Ncm

TITANIUM SCREWS FOR MULTI-UNIT SYSTEM			
Code	SF-N	SFT-N	S-DM-SR
Ref. No.	6092	6093	4994
Instructions	Fixation screw for Multi-Unit restoration	Black coated screw for Lab	Direct mounting on metal frame. Should not be used for full zirconia or ceramic restorations

TECHNICAL INFORMATION:

Material: Dual use scan body - PEEK and titanium | Adhesive copings, analogs & screws- titanium

Recommended Tightening Torque: Dual use scan body- manual tightening | Restoration cemented to adhesive coping, fixation screw, direct mounting screw- 20 Ncm

SURGICAL **INSTRUMENTS**

SIMPLANTOLOGY IN THE PALM OF YOUR HAND

We offer an extensive portfolio of surgical tools, kits & accessories, especially designed to make every dental procedure you perform, as simple, accurate, safe & comfortable as possible, for both you & for your patient. All our surgical kits, drills and tools are suitable for all Alpha-Bio Tec. implant systems and prosthetic parts.

ONE SURGICAL KIT FOR ALL IMPLANT SYSTEMS

Designed for efficient workflows

Our universal kit is customizable, in size & content, to include all the tools you need to perform most of the clinical procedures at your clinic. In addition, all drills and tools are suitable for use with Alpha-Bio Tec. implant systems and prosthetic parts.

SURGICAL KIT AT A GLANCE

- One kit for all implant systems
- Ergonomic and easy to use
- Light, compact & easy to carry
- Clear color-coded visual design for tools identification and easy and intuitive accessibility
- Dimension Bar for effectively measuring and verifying drill depth
- Autoclaveable

Materials

- Box and tray- Radel®
- Bath- Stainless steel

Surgical kit box dimensions

- Standard full-size kit: 19 cm X 14 cm X 6 cm *(as shown above)*
- Mini Kit: 10 cm X 8.5 cm X 5 cm

The surgical kits displayed in this catalog are for illustration purposes only. The surgical kit box is provided empty. Contact your local representatives for more information regarding the content. Contents may vary in different markets.

GUIDED SURGERY TOOL KIT (GSTK)

Guiding you to clinical success with ease & confidence

Everything you need for performing accurate and predictable guided surgery procedures using one comprehensive, autoclavable, color-coded kit.

- The GSTK modular tray layout supports guided surgery procedures, from site preparation to final implantation

- Compatible with all Alpha-Bio Tec. implants, for full or partial edentulous cases
- Compatible with GSTK master sleeves (for fabrication and securing the surgical guide)

- Supported by a selection of guided surgery software, enabling you to plan your cases with the software of your choice

For comprehensive information and specifications for the Guided Surgery Tool Kit's components , see pages 144-148

Available in selected countries only, subject to regulatory approval.

Our drills and stopper kit are designed for ease-of-use, durability & efficient workflows.

DNT² COATED DRILLS

High Durability & High Performance with a Twist

DESIGN FEATURES AND BENEFITS

- Low heat generation
- Color Coding for easy identification
- **Material**: Stainless steel with DNT² coating
- High contrast and clear depth marks
- Compatible with all drill stoppers

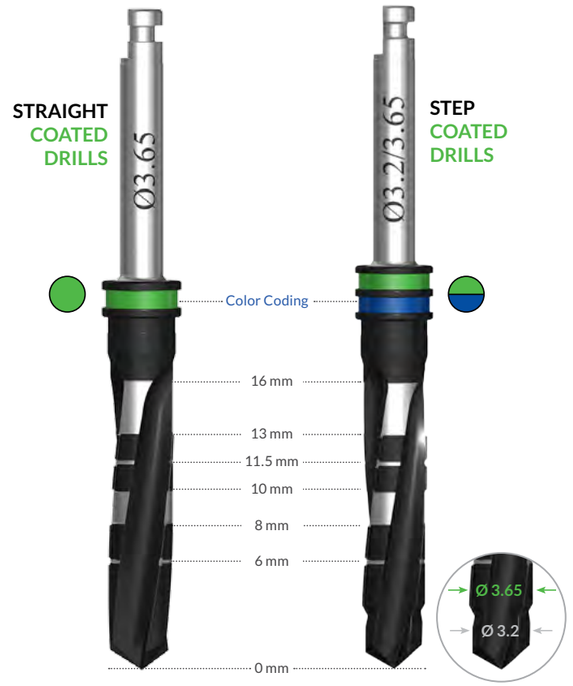

STRAIGHT COATED DRILLS

	Ø 2.0	Ø 2.4	Ø 2.8	Ø 3.0	Ø 3.2	Ø 3.65	Ø 4.1	Ø 4.5	Ø 4.8	Ø 5.2	Ø 5.8
Code	BD2.0	BD2.4	BD2.8	BD3.0	BD3.2	BD3.65	BD4.1	BD4.5	BD4.8	BD5.2	BD5.8
Ref. No.	4550	4551	4552	4553	4554	4555	4556	4557	4558	4559	4560

STEP COATED DRILLS

	Ø 2.0/2.4	Ø 2.4/2.8	Ø 2.8/3.0	Ø 2.8/3.2	Ø 3.2/3.65	Ø 3.65/4.1	Ø 4.1/4.5	Ø 4.5/4.8	Ø 4.8/5.2
Code	BSD2.0-2.4	BSD2.4-2.8	BSD2.8-3.0	BSD2.8-3.2	BSD3.2-3.65	BSD3.65-4.1	BSD4.1-4.5	BSD4.5-4.8	BSD4.8-5.2
Ref. No.	4590	4592	4593	4594	4595	4596	4597	4598	4599

STOPPER KIT & STOPPERS

A Compact, Ergonomically Designed Stopper Kit

STOPPER KIT (REF. NO. 4612)
DESIGN FEATURES & BENEFITS

- Stoppers are clearly visible and easily attached to the drills from their dedicated slots
- Laser markings on both box and stoppers for easy identification
- Easy to extract stopper from drill with the removal grooves
- Autoclavable & easy to clean
- Provided with 20 stoppers

Materials

- Box - Radel®, Cover – PPHT
- Dimensions: 13 cm X 9.5 cm X 3 cm

DRILL STOPPERS

- Reusable & Autoclavable
- Compatible with Alpha-Bio Tec. Coated Drills

Material: Stainless steel

Drill Diameter	GROUP A: Ø 2.0 - Ø 2.4					GROUP B: Ø 2.8- Ø 3.0				
Drill Depth	L6	L8	L10	L11.5	L13	L6	L8	L10	L11.5	L13
Code	DS-A-L6	DS-A-L8	DS-A-L10	DS-A-L11.5	DS-A-L13	DS-B-L6	DS-B-L8	DS-B-L10	DS-B-L11.5	DS-B-L13
Ref. No.	4561	4562	4563	4564	4565	4566	4567	4568	4569	4570

Drill Diameter	GROUP C: Ø 3.2 - Ø 3.65					GROUP D: Ø 4.1 - Ø 4.5				
Drill Depth	L6	L8	L10	L11.5	L13	L6	L8	L10	L11.5	L13
Code	DS-C-L6	DS-C-L8	DS-C-L10	DS-C-L11.5	DS-C-L13	DS-D-L6	DS-D-L8	DS-D-L10	DS-D-L11.5	DS-D-L13
Ref. No.	4573	4574	4575	4576	4577	4578	4579	4580	4581	4582

SURGICAL DRILLS

	MARKING DRILL	ROUND BUR	CRESTAL DRILL	DRILL EXTENSION
				
Code	MRDX1.5	RB3	CD4.1	DX
Ref. No.	4712C	4304	65075	4240
Instructions	For marking of the cortical plate of the alveolar crest	For various bone manipulations, such as penetration of the cortical plate of the alveolar crest	For osteotomy preparation	Extends all drills by 17.5 mm

	COUNTERSINK	TREPHINE BURS	
	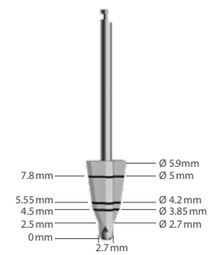		
Code	CS	DRT4	DRT5
Ref. No.	4672	4940	4950
Instructions	For preparation of a bevel within the cortical plate of the alveolar crest	For bone harvesting and implant removal	

Material: Stainless steel

Driven to Clinical Success

IMPLANT INSERTION TOOLS FOR CONICAL CONNECTION IMPLANTS (CS &CHC)

CS

	SHORT	LONG	SHORT MOTOR MOUNT	LONG MOTOR MOUNT	MANUAL
Code	ITD2.5 S CS	ITD2.5 L CS	IT2.5 SM CS	IT2.5 LM CS	MITD2.5-CS
Ref. No.	3801	3803	3804	3805	3806
Instructions	Fits hexagonal 6.35 mm or square 4 mm wrench ratchet		For use with a contra-angle motor. For imlant insertion or tightening cover screws, healing abutments and 1.25 mm screws		For manual use



CHC

	SHORT	STANDARD	LONG	SHORT MOTOR MOUNT	LONG MOTOR MOUNT	MANUAL
Code	ITD2.1S-CHC	ITD2.1-CHC	ITD2.1L-CHC	IT2.1S M-CHC	IT2.1L M-CHC	MITD2.1 CHC
Ref. No.	7302	7305	7301	7304	7303	4147
Instructions	Fits hexagonal 6.35 mm or square 4 mm wrench ratchet			For use with a contra-angle motor. For implant insertion or tightening cover screws, healing abutments and 1.25 mm screws		For manual use

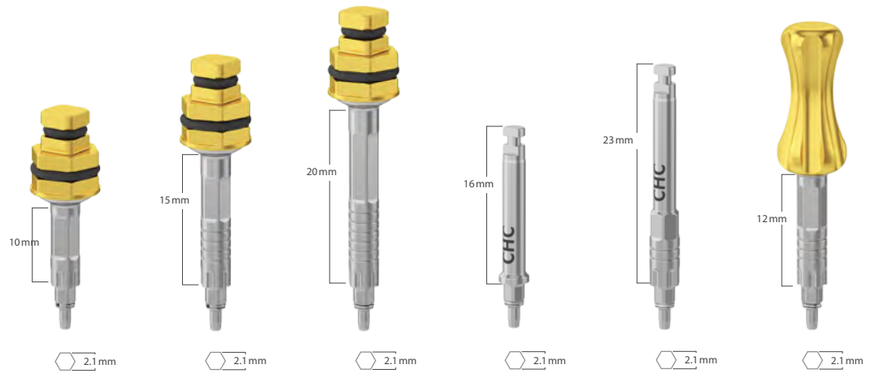

Driven to Clinical Success

IMPLANT INSERTION TOOLS FOR INTERNAL HEX CONNECTION IMPLANTS (IH)

IH

	SHORT	STANDARD	LONG	SHORT MOTOR MOUNT	LONG MOTOR MOUNT	MANUAL
Code	G-ITDS2.5	G-ITDM2.5	G-ITDL2.5	GITS2.5/1.25	GITL2.5/1.25	MITD2.5-IH
Ref. No.	4142	4141	4140	4145	4143	4146
Instructions	Fits hexagonal 6.35 mm or square 4 mm wrench ratchet			For use with a contra-angle motor. For implant insertion or tightening cover screws, healing abutments and 1.25 mm screws		For manual use



IMPLANT INSERTION TOOLS:

- Suitable for use with all Alpha-Bio Tec. implant connections (CS, CHC & IH).
- For use with a contra-angle motor, rachet wrench or for manual tightening.
- Color coded for easy identification & intuitive use.

PROSTHETIC INSERTION TOOLS

- Hex Drivers are compatible with all Alpha-Bio Tec. prosthetic components.
- For use with a contra- angle motor, ratchet wrench or for manually tightening.

HEX DRIVERS 1.25 MM

	SHORT	STANDARD	LONG	SHORT MANUAL GRIP DRIVER	MANUAL GRIP DRIVER	MOTOR MOUNT
	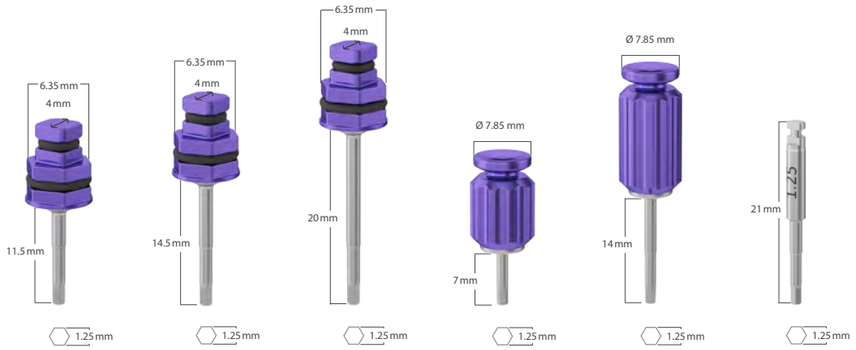					
Code	HTD 1.25 S	HTD 1.25	HTD 1.25L	HHSS 1.25	HHS 1.25	HT 1.25M
Ref. No.	4056	4055	4061	4053	4052	4165
Instructions	Fits hexagonal 6.35 mm or square 4 mm ratchet			For manual use		For use with a contra-angle motor
	Compatible with all healing abutments, cover screws, transfer screws and most abutments.					

CLASSIC HEX DRIVERS 1.5 MM FOR CLASSIC (LEGACY) STRIAGHT MULTI-UNIT ABUTMENTS

	SHORT	LONG	SHORT MANUAL DRIVER	LONG MANUAL DRIVER	MOTOR MOUNT
					
Code	HTD 1.5S	HTD 1.5	HHS 1.5	HHL 1.5	HT 1.5
Ref. No.	4058	4057	4059	4060	4168
Instructions	Fits hexagonal 6.35 mm or square 4 mm ratchet		For manual use		For use with a contra-angle motor
	For use only with Classic (Legacy) Straight Multi-Unit Abutments (See pages 78, 102 & 126)				

TOOLS & ACCESSORIES

SURGICAL SCREWDRIVER

Code: SDH
Ref. No. 4220

Used with 6.35 mm hexagonal head.

UNIVERSAL TORQUE RATCHET
10-45 Ncm

Code: URT
Ref. No. 4572

Allows clinicians to accurately apply the recommended torque when using prosthetic or surgical drivers.
Can be adapted for use with the 4 mm square head drivers when using USH 4012.

	PARALLEL/DEPTH GUIDE		PARALLEL GUIDE
			
Code	PDG	PDGS	PG
Ref. No.	4080	4081	4082
Instructions	For accurate measurement of osteotomy depth, assessment of parallelism & X-Ray distortion. Each step is 1 mm.		Used for measuring spacing & parallelism during implant placement.

IDG IMPLANT DEPTH PROBE

Code	IDG
Ref. No.	4100
Instructions	Double sided measuring probe: 1.9 mm width of the rounded apex is used for examinations of osteotomy made by the 2 mm drill. 2.7 mm width of the rounded apex is used for examinations of osteotomy made by the 2.8 mm drill. Can be used in various treatments: checking osteotomy depth, examination of the Schneiderian membrane, bone condensing and more.

TECHNICAL INFORMATION:
Material: Hex Drivers, IDG & Surgical Screwdriver - Stainless Steel | Parallel / Depth Guide & Parallel Guide - Titanium

OMNIBASE TX DRIVERS

Experience Freedom: Flexibility & Esthetics from a New Angle

TX DRIVERS FOR INSERTION/REMOVAL AT 0° - 25°

- Laser marking on top of the drivers for easy identification

	MANUAL STANDARD TX DRIVER FOR ANGLED INSERTION	RATCHET STANDARD TX DRIVER FOR ANGLED INSERTION	MOTOR STANDARD TX DRIVER FOR ANGLED INSERTION
			
Code	AHD-S	ARD-SD	AMD
Ref. No.	5475	5548	5477

	MANUAL LONG TX DRIVER FOR ANGLED INSERTION	RATCHET LONG TX DRIVER FOR ANGLED INSERTION	MOTOR LONG TX DRIVER FOR ANGLED INSERTION
			
Code	AHD-L	ARD-L	AMD-L
Ref. No.	5546	5476	5547

OMNIBASE TX DRIVERS

Experience Freedom: Flexibility & Esthetics from a New Angle

TX DRIVERS FOR VERTICAL INSERTION/REMOVAL AT 0°

- Laser marking on top of the drivers for easy identification

	MANUAL STANDARD TX DRIVER FOR VERTICAL INSERTION	RATCHET STANDARD TX DRIVER FOR VERTICAL INSERTION	MOTOR STANDARD TX DRIVER FOR VERTICAL INSERTION
			
Code	VHD-S	VRD-SD	VMD
Ref. No.	5478	5496	5498

	MANUAL LONG TX DRIVER FOR VERTICAL INSERTION	RATCHET LONG TX DRIVER FOR VERTICAL INSERTION	MOTOR LONG TX DRIVER FOR VERTICAL INSERTION
			
Code	VHD-L	VRD-L	VMD-L
Ref. No.	5479	5497	5495

TECHNICAL INFORMATION:

Material: Stainless steel & titanium

Recommended Tightening Torque : Rachet and motor drivers - CHC -20 NCM | CS - 30 NCM

For the full Omnibase portfolio:

- Conical Standard (CS) connection, see pages 72-73
- Conical Narrow Connection (CHC) connection, see pages 96-97



DIGITAL SOLUTIONS

ADVANCED DENTISTRY FOR PRECISION & CONFIDENCE

At Alpha- Bio Tec. we embrace technological advancement and dentistry digitalization to support the present and future needs for you & your patients. Our Guided Surgery Tool Kit (GSTK) is supported by a variety of digital planning software, making your work simpler, more precise, and minimally invasive, for your patients' confidence & comfort. Our digital CAD/CAM line offers a wide range of restoration products for Alpha-Bio Tec.'s Conical & Internal Hex connections.

GUIDED SURGERY TOOL KIT GSTK

GUIDING YOU TO CLINICAL SUCCESS WITH EASE & CONFIDENCE

Everything you need for performing accurate and predictable guided surgery procedures using one comprehensive, autoclavable, color-coded kit.

**Available in selected countries only, subject to regulatory approval*

GUIDED SURGERY TOOL KIT AT A GLANCE

- Suitable for all Alpha-Bio Tec. implants, for fully or partial edentulous cases

- Compatible with GSTK master sleeves (for fabrication and securing of the surgical guide)

- Supported by a selection of guided surgery software enabling you to plan your cases with the software of your choice

- Available in three layout configurations for enhanced efficiency & convenience:

Ref. No. KIT#65000	Full guided surgery kit for Internal Hex (IH) and Conical Narrow (CHC) implant connections
Ref. No. KIT#65002	Full guided surgery kit for Conical Standard (CS) & Conical Narrow (CHC) implant connections
Ref. No. KIT#65003	Full guided surgery kit for for all implant connections: Internal Hex (IH) and for Conical Standard (CS) and Conical Narrow (CHC) implant connections

Note:
* The GUIDED SURGERY TOOL KIT image is for illustration purposes only.
* The ratchet wrench and the prosthetic drivers are NOT included in the kit & are available for order separately.
* Available in selected countries only, subject to regulatory approval.

GUIDED SURGERY TOOL KIT AT A GLANCE

The GSTK modular tray layout supports guided surgery procedures, from site preparation to final implantation

1 SITE PREPARATION

Tissue punches, drills & pins for osteotomy preparation & surgical guide anchoring

2 OSTEOTOMY

Color coded drills for simplified, easy & intuitive drill sequence

3 IMPLANT PLACEMENT

Implant mounts & compatible screws

4 TOOLS & ACCESSORIES

A variety of tools for the surgical procedure

GUIDED SURGERY TOOL KIT AT A GLANCE

ORDERING INFORMATION

1 SITE PREPARATION

	TISSUE PUNCH		CRESTAL DRILL			LATERAL PIN	Ø 1.5 MILLING DRILL
	SMALL Ø 4.1	LARGE Ø 5.5	SMALL Ø 4.1	LARGE Ø 5.5	For osteotomy preparation		
Code	TPS	TPL	CDS	CDL	CD4.1	LP	MCD1.5
Ref. No.	65003	65004	65005	65006	65075*	65047	65050

* Ref. No. 65075 is not included in the GSTK components and is available for individual purchase

2 OSTEOTOMY (For each diameter and length: Qty 1)

	Ø 2.0 SURGICAL DRILLS		Ø 2.4 SURGICAL DRILLS		Ø 2.8 SURGICAL DRILLS		Ø 3.2 SURGICAL DRILLS		Ø 3.65 SURGICAL DRILLS		Ø 4.1 SURGICAL DRILLS		Ø 4.5 SURGICAL DRILLS	
LENGTH	CODE	REF. NO.	CODE	REF. NO.	CODE	REF. NO.	CODE	REF. NO.	CODE	REF. NO.	CODE	REF. NO.	CODE	REF. NO.
8 mm	CD2-8	65007	CD2.4-8	65070	CD2.8-8	65012	CD3.2-8	65017	CD3.65-8	65022	CD4.1-8	65027	CD4.5-8	65032
10 mm	CD2-10	65008	CD2.4-10	65071	CD2.8-10	65013	CD3.2-10	65018	CD3.65-10	65023	CD4.1-10	65028	CD4.5-10	65033
11.5 mm	CD2-11.5	65009	CD2.4-11.5	65072	CD2.8-11.5	65014	CD3.2-11.5	65019	CD3.65-11.5	65024	CD4.1-11.5	65029	CD4.5-11.5	65034
13 mm	CD2-13	65010	CD2.4-13	65073	CD2.8-13	65015	CD3.2-13	65020	CD3.65-13	65025	CD4.1-13	65030	CD4.5-13	65035
16 mm	CD2-16	65011	CD2.4-16	65074	CD2.8-16	65016	CD3.2-16	65021	CD3.65-16	65026	CD4.1-16	65031	CD4.5-16	65036

3 IMPLANT PLACEMENT

	IMPLANT MOUNT IH		IMPLANT MOUNT CS		IMPLANT MOUNT SCREW IH/CS	IMPLANT MOUNT CHC	IMPLANT MOUNT CHC SCREW
	SMALL	LARGE	SMALL	LARGE			
Code	IMS	IML	IMSS	IMSL	IMHS	IMC	IMCS
Ref. No.	65037	65038	65064	65065	65039	65055	65056

4 TOOLS & ACCESSORIES

	SCREW-DRIVER	HEX DRIVER	IMPLANT MOUNT EXTENSION	HANDPIECE INSERTION ADAPTOR	IMPLANT MOUNT EXTRACTOR	UNIVERSAL SQUARE RATCHET HEAD ADAPTOR	L/S SLEEVE ADAPTOR DRIVER	SLEEVE ADAPTOR (Remove before implant insertion)	CRESTAL PIN		IMPLANT MOUNT IH DRIVERS		IMPLANT MOUNT CHC DRIVER
	SHORT		ONE SIZE Ø 6	Ø 6		Enables use of 4 mm square driver head		Used for adapting the small diameter drills to the large sleeve (SLL) Ø4.1 MM	SMALL	LARGE	SMALL	LARGE	
Code	HHSS1.25	HTD1.25S	IMX	HIA	IME	USH	SAD	SLSA	CPS	CPL	IMSD	IMLD	IMCD
Ref. No.	4053	4056	65042	65044	65045	4012	65057	65058	65048	65049	65062	65063	65061

SLEEVES

The sleeves are used in the fabrication of the surgical guide.

Master sleeves are available in two sizes:

- Small diameter SLS master sleeve for narrow diameter implants- up to Ø 3.75
- Wide diameter SLL master sleeve for standard diameter implants- Ø 4.2 and above

The securing sleeve is used for fixating the surgical guide in place, mainly for full edentulous cases

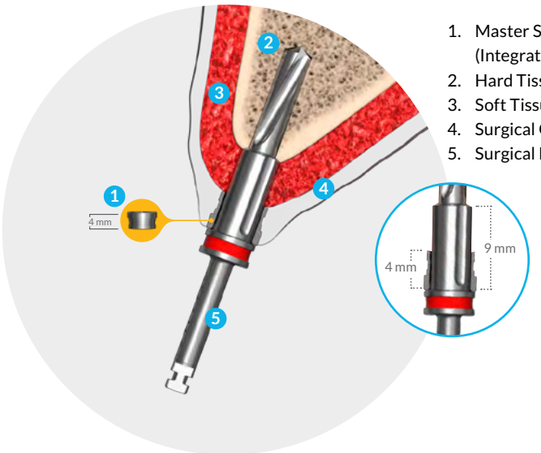

1. Master Sleeve (Integrated into the guide)
2. Hard Tissue
3. Soft Tissue
4. Surgical Guide
5. Surgical Drill

	MASTER SLEEVES For Guided Drilling & Implant Insertion		SECURING SLEEVE For Lateral Pin Support
	Ø4.1 MM	Ø5.5 MM	
CODE	SLS	SLL	SLSE
REF. NO.	66012	66013	66014
QTY.	5	5	5
INFO.	For Ø 3.2, Ø 3.3, Ø 3.5, Ø 3.7N, Ø 3.75 mm implants	For Ø 4.2, Ø 4.65, Ø 5.0, and Ø 5.3 mm implants	For 1.5 mm drill and lateral pin

NOTES:

- When using the Ø5.5 mm sleeve, an adaptor should be used in the initial drilling sequence to correspond with the tool size. If sleeve adaptors are used for the site preparation and osteotomy stages, they must be removed before inserting the implant through the guide (when applicable).
- Drills and implant mounts are prolonged by a fixed 9 mm to meet the extra height attained by the surgical guide, i.e. the tool's stopper is located exactly 9 mm above the implant level.
- Master sleeves and securing sleeves are not supplied with the GSTK box.
- Sleeves are available for ordering separately (5 units per package).

CAD/CAM

ENABLING PRECISE, DIMENSIONALLY STABLE, CUSTOMIZED RESTORATIONS

For each of our implant connections we offer a wide range of CAD/CAM parts, for ease-of-use and high esthetic appearance

Bringing 4 decades of excellence & precision into our CAD/CAM products and digital libraries

For each of our implant-abutment connections (conical & internal hex), we offer a wide range of CAD/CAM digital solutions, for ease-of-use and high esthetics. All CAD/CAM components feature original Alpha-Bio Tec. connections with the exact tolerances, ensuring best reliable implant to restoration fit, and offer solutions for single tooth and bridge restorations. The CAD/CAM portfolio comprises: Scan bodies, Ti-bases (titanium bases), Omnibases, Pre-Milled Blanks & Adhesive copings.

Dual Use Scan Bodies

- Bio-compatible & autoclavable scan bodies for intra-oral & desktop scanning
- Unique geometry for the precise and accurate transfer of implant position, trajectory and orientation to the CAD system
- Body made of PEEK, a biocompatible material, which allows the optical digital detection in the scanned region
- Support for the top part, even after repeated use

Alpha Scan | POWERED BY ALPHA ARCH

- Engineered for highly precise intraoral and desktop scanning on Alpha Arch Multi Unit Abutments
- Enable accurate digital impressions for full and partial arch restorations
- Ensure reliable implant position transfer into the digital environment
- Designed to achieve a passive fit from scan to final prosthetic outcome

Alpha Bases (Ti-bases)

- Used as bases for digital restorations
- Available in a wide range of gingival heights
- Standard & customizable Ti-bases for digital restorations
- New narrow concave emergence profile for optimal soft tissue management and high esthetic results
- Suitable for single & multiple case restorations
- Standard & wide diameters

Pre-Milled Blanks

- Used as raw material for CAM fabrication of a single titanium abutment
- Original pre-milled implant connection is fabricated with the exact tolerances, ensuring best reliable implant to restoration fit
- Compatible with Medentika's® Preface abutment holder

Adhesive Copings

- Used as adapters for abutment-level, screw-retained zirconia restorations
- For straight and angled Alpha Arch Multi-Unit Abutments
- Indicated in cases in which a metal frame is not planned (since zirconia restorations may not withstand the screw forces)
- The Alpha Arch Multi-Unit prosthetic screw (Ref. No. 5610) is suitable for restorations without adhesive copings

CAD/CAM Software Libraries

- Contain all relevant CAD/CAM components: Scan Bodies, Ti-Bases, Adhesive Copings, Pre-Milled Blanks, Screws & Analogs
- Enable simple and easy restoration design and manufacturing process
- Support all Alpha-Bio Tec. implant connections

3shape

exocad

dental wings

View the Full CAD/CAM prosthetic portfolio for all Alpha-Bio Tec. implant-abutment connections:

- Conical Standard (CS)- **pages 57-80**
- Conical Narrow (CHC)- **pages 81-103**
- Internal Hex (IH)- see **pages 104-127**

Visit our website to download Alpha-Bio Tec. digital libraries for CAD/CAM systems



OmniBASE™

EXPERIENCE FREEDOM
FLEXIBILITY & ESTHETICS FROM A NEW ANGLE

OmniBASE

Experience Freedom: Flexibility & Esthetics from a New Angle

Screw-retained implant-supported restorations have proven advantages over cement-retained restorations, such as retrievability, no risk of residual cement & fewer biological complications. However, it is not always possible to place implants in the ideal angulation for screw retained restorations. Alpha-Bio Tec. Omnibase abutments are designed to resolve this challenge.

The Omnibase is a Ti-Base used in CAD/CAM screw-retained restorations and enables the dental technician the flexibility to design a restoration with a screw access channel at a favorable position & angle (0°-25°)*. This is particularly beneficial for improving esthetics, greater accessibility in the anterior region & in limited occlusal spaces.

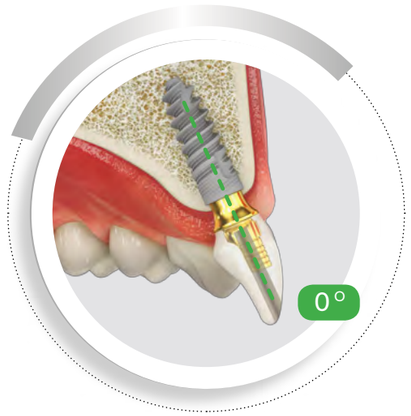

SCREW ACCESS CHANNEL AT 0°

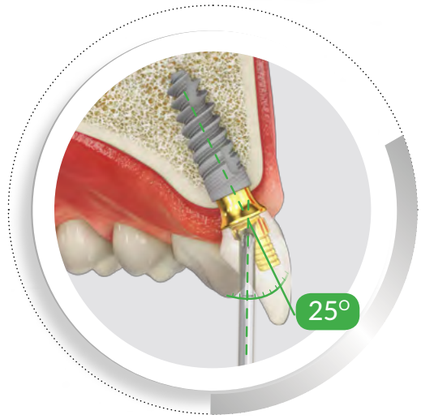

SCREW ACCESS CHANNEL AT
A FAVORABLE POSITION < 25°

** Max. angle is determined by the Omnibase gingival height*

The Omnibase Ti-Bases have a narrow concave emergence profile & are suitable for cases of subcrestal implant placement.

DESIGN FEATURES & CLINICAL BENEFITS

- Standard & customizable Ti-bases
- Available for conical (CS & CHC) implant-abutment connection
- Designed for subcrestal implant placement
- Suitable for single & multiple case restorations
- New concave emergence profile & gold anodization
- A wide range of gingival heights
- High esthetic results

- Supporting digital libraries: exocad™, 3shape™
- **For the full Omnibase portfolio:**
  - Conical Standard (CS) connection, see pages 72-73
  - Conical Narrow Connection (CHC) connection, see pages 96-97

REGENERATIVE SOLUTIONS

STABILITY AND GROWTH

Alpha-Bio Tec. offers a range of regenerative materials, suitable for a variety of clinical indications, to enable you to perform safe and successful Guided Bone Regeneration (GBR) and Guided Tissue Regeneration (GTR) procedures.

xenobone Bovine Bone Graft Material

Bovine bone graft material for stability & Growth

With Alpha-Bio Tec. xenobone™, you provide your patients with predictable, osseo-regenerative, and highly reliable, long-term treatment outcomes. Made from 100% BSE-free, Australian origin cancellous bovine bone, Alpha-Bio Tec. xenobone's multi-porous structure and unique Octacalcium Phosphate (OCP) coating, enhances predictability, bone formation, and stability in any bone regeneration procedure.

Features & Clinical Advantages

Enabling the attraction of blood to the graft, an essential step for new bone formation

Allowing capillaries ingrowth, creating pathways for the osteoprogenitor cells to the regeneration site

Promoting osteoblast differentiation and induces new bone formation





Clinical Indications

- Sinus floor augmentation
- Socket and ridge preservation
- Vertical and horizontal bone augmentation
- Bone defect following cystectomies
- Periodontal defects
- Peri-Implant defects
- Apicoectomies

xenobone Bovine Bone Graft Material

Bovine bone graft material for stability & Growth

Essential & Technical Information:

- For your convenience, cancellous xenogenic bone grafts are available in 3 application forms: vial, syringe or block. Vial & syringe are available in 3 granule sizes: 0.2-1mm, 0.5-1.2mm & 1.2-1.7mm
- **Safety first!** All products are sterilized by gamma radiation and are tested for virus inactivation, toxicity, biocompatibility and animal comparison.
- Storage conditions: dry conditions at ambient temperature of 15°-25° C.
- Each product is indicated for single use only!

REF. NO.	PRODUCT DESCRIPTION
25-0512	Alpha-Bio Tec xenobone™ 0.25g/0.6cc 0.5 - 1.2mm
05-0512	Alpha-Bio Tec xenobone™ 0.5g/1.2cc 0.5 - 1.2mm
10-0512	Alpha-Bio Tec xenobone™ 1g/2.3cc 0.5 - 1.2mm
20-0512	Alpha-Bio Tec xenobone™ 2.0g/4.5cc 0.5 - 1.2mm
25-1217	Alpha-Bio Tec xenobone™ 0.25g/0.75cc 1.2 - 1.7mm
05-1217	Alpha-Bio Tec xenobone™ 0.5g/1.5cc 1.2 - 1.7mm
10-1217	Alpha-Bio Tec xenobone™ 1.0g/3.0cc 1.2 - 1.7mm
20-1217	Alpha-Bio Tec xenobone™ 2.0g/6.0cc 1.2 - 1.7mm
25-0210	Alpha-Bio Tec xenobone™ 0.25g/0.45cc 0.2 - 1.0mm
05-0210	Alpha-Bio Tec xenobone™ 0.5g/0.8cc 0.2 - 1.0mm
10-0210	Alpha-Bio Tec xenobone™ 1.0g/1.5cc 0.2 - 1.0mm
20-0210	Alpha-Bio Tec xenobone™ 2.0g/3.0cc 0.2 - 1.0mm

Vial containing graft particles

Shelf-life: 3 years

BLK8812	Alpha-Bio Tec xenobone™ Block 8 x 8 x 12mm
BLK8825	Alpha-Bio Tec xenobone™ Block 8 x 8 x 25mm

Block

Shelf-life: 3 years

S25-0512	Alpha-Bio Tec xenobone™ Syringe 0.25g/0.6cc 0.5-1.2mm
S05-0512	Alpha-Bio Tec xenobone™ Syringe 0.5g/1.2cc 0.5-1.2mm
S25-1217	Alpha-Bio Tec xenobone™ Syringe 0.25g/0.75cc 1.2 - 1.7mm
S05-1217	Alpha-Bio Tec xenobone™ Syringe 0.5g/1.5cc 1.2 - 1.7mm
S25-0210	Alpha-Bio Tec xenobone™ Syringe 0.25g/0.55cc 0.2 - 1.0mm
S05-0210	Alpha-Bio Tec xenobone™ Syringe 0.5g/1.1cc 0.2 - 1.0mm

Syringe

Shelf-life: 2 years

T-GEN COLLAGEN MEMBRANE

A Growing Success

T-GEN COLLAGEN MEMBRANE

A Growing Success

Alpha-Bio's Graft Collagen Membrane is a reliable biodegradable (absorbable) barrier, made of purified collagen without cross-linking or chemical treatment, intended for use in a wide range of osseous regenerative indications.

Clinical Indications

- Guided Bone Regeneration (GBR) procedures, e.g.:
  - Extraction socket preservation
  - Site preparation for implant placement
  - Alveolar ridge preservation
  - Fenestration & periodontal defects
  - Sinus floor augmentation
  - Apicoectomy
- Guided Tissue Regeneration (GTR) procedures

Features & Benefits

High Stability

- Excellent tear resistance during surgery
- Prolonged barrier function and duration: degradation time approx. 3 months

Good Tissue Integration

- Fast blood supply to the defect
- Lower incidence of a dehiscence

Fast Hydration & Excellent Flexibility

- Adapts and contours to surfaces more firmly
- Good adaptation to the defect

Easy Handling

- Easy to shape & adapt
- No need of distinction
- Good adaptation to various defects

T-GEN COLLAGEN MEMBRANE

A Growing Success

Ordering Information

REF. NO.	PRODUCT DESCRIPTION	SIZE
TG-1	TG-1 15*20mm	15 mm x 20 mm

REF. NO.	PRODUCT DESCRIPTION	SIZE
TG-2	TG-2 20*30mm	20 mm x 30 mm

REF. NO.	PRODUCT DESCRIPTION	SIZE
TG-3	TG-3 30*40mm	30 mm x 40 mm

All membranes are presented in actual size 1:1

T-GEN COLLAGEN MEMBRANE

A Growing Success



INDEX
PRODUCT LIST

REF. NO.	CODE	PRODUCT DESCRIPTION	PAGE NO.
109	HS3	Healing Abutment L3.0mm	106
110	HS5	Healing Abutment L5.0mm	106
112	HSS3	Slim Healing Abutment L3.0mm	106
113	HSS5	Slim Healing Abutment L5.0mm	106
114	HSS4	Slim Healing Abutment L4.0mm	106
116	HS2	Healing Abutment L2.0mm	106
117	HS4	Healing Abutment L4.0mm	106
118	HS6	Healing Abutment L6.0mm	106
119	HS7	Healing Abutment L7.0mm	106
124	HS5-3	Healing Abutment D5.0 H3.0mm	106
125	HS5-5	Healing Abutment D5.0 H5.0mm	106
126	HS5.5-3	Healing Abutment D5.5 L3.0mm	106
127	HS5.5-5	Healing Abutment D5.5 H5.0mm	106
128	HS6-3	Healing Abutment D6.0 H3.0mm	106
129	HS6-5	Healing Abutment D6.0 H5.0mm	106
130	HS7-3	Healing Abutment D7.0 H3.0mm	106
1000	ICE	Implant Classical Esthetic Narrow D3.7mm L10mm	47
1001	ICE	Implant Classical Esthetic Narrow D3.7mm L11.5mm	47
1003	ICE	Implant Classical Esthetic Narrow D3.7mm L13mm	47
1010	ICE	Implant Classical Esthetic D3.75mm L10mm	47
1011	ICE	Implant Classical Esthetic D3.75mm L11.5mm	47
1013	ICE	Implant Classical Esthetic D3.75mm L13mm	47
1016	ICE	Implant Classical Esthetic D3.75mm L16mm	47
1018	ICE	Implant Classical Esthetic D3.75mm L8mm	47
1020	ICE	Implant Classical Esthetic D4.2mm L10mm	47
1021	ICE	Implant Classical Esthetic D4.2mm L11.5mm	47
1023	ICE	Implant Classical Esthetic D4.2mm L13mm	47
1026	ICE	Implant Classical Esthetic D4.2mm L16mm	47
1028	ICE	Implant Classical Esthetic D4.2mm L8mm	47
1030	ICE	Implant Classical Esthetic D4.65mm L10.0mm	47
1031	ICE	Implant Classical Esthetic D4.65mm L11.5mm	47
1033	ICE	Implant Classical Esthetic D4.65mm L13.0mm	47
1036	ICE	Implant Classical Esthetic D4.65mm L6.0mm	47
1038	ICE	Implant Classical Esthetic D4.65mm L8.0mm	47
1040	ICE	Implant Classical Esthetic D5.3mm L10mm	47
1041	ICE	Implant Classical Esthetic D5.3mm L11.5mm	47
1043	ICE	Implant Classical Esthetic D5.3mm L13mm	47
1046	ICE	Implant Classical Esthetic D5.3mm L6mm	47
1048	ICE	Implant Classical Esthetic D5.3mm L8mm	47
1056	ICE	Implant Classical Esthetic D4.2mm L6mm	47
1060	NICE	NICE D3.2mm L10mm	52
1061	NICE	NICE D3.2mm L11.5mm	52
1063	NICE	NICE D3.2mm L13mm	52
1066	NICE	NICE D3.2mm L16mm	52
1068	NICE	NICE D3.2mm L8mm	52

REF. NO.	CODE	PRODUCT DESCRIPTION	PAGE NO.
1260	DFI	Dual Fit Implant D3.75mm L10.0mm	38
1261	DFI	Dual Fit Implant D3.75mm L11.5mm	38
1263	DFI	Dual Fit Implant D3.75mm L13.0mm	38
1268	DFI	Dual Fit Implant D3.75mm L8.0mm	38
1270	DFI	Dual Fit Implant D4.2mm L10.0mm	38
1271	DFI	Dual Fit Implant D4.2mm L11.5mm	38
1273	DFI	Dual Fit Implant D4.2mm L13.0mm	38
1278	DFI	Dual Fit Implant D4.2mm L8.0mm	38
1280	DFI	Dual Fit Implant D3.3mm L10.0mm	38
1281	DFI	Dual Fit Implant D3.3mm L11.5mm	38
1283	DFI	Dual Fit Implant D3.3mm L13.0mm	38
1288	DFI	Dual Fit Implant D3.3mm L8.0mm	38
1290	DFI	Dual Fit Implant D5.0mm L10.0mm	38
1291	DFI	Dual Fit Implant D5.0mm L11.5mm	38
1293	DFI	Dual Fit Implant D5.0mm L13.0mm	38
1298	DFI	Dual Fit Implant D5.0mm L8.0mm	38
1300	SPIRAL	Spiral Implant D3.3mm L10.0mm	42
1301	SPIRAL	Spiral Implant D3.3mm L11.5mm	42
1303	SPIRAL	Spiral Implant D3.3mm L13.0mm	42
1306	SPIRAL	Spiral Implant D3.3mm L16.0mm	42
1308	SPIRAL	Spiral Implant D3.3mm L8.0mm	42
1330	SPIRAL	Spiral Implant D4.2mm L10.0mm	42
1331	SPIRAL	Spiral Implant D4.2mm L11.5mm	42
1333	SPIRAL	Spiral Implant D4.2mm L13.0mm	42
1336	SPIRAL	Spiral Implant D4.2mm L16.0mm	42
1338	SPIRAL	Spiral Implant D4.2mm L8.0mm	42
1340	SPIRAL	Spiral Implant D5.0mm L10.0mm	42
1341	SPIRAL	Spiral Implant D5.0mm L11.5mm	42
1343	SPIRAL	Spiral Implant D5.0mm L13.0mm	42
1346	SPIRAL	Spiral Implant D5.0mm L16.0mm	42
1348	SPIRAL	Spiral Implant D5.0mm L8.0mm	42
1350	SPIRAL	Spiral Implant D3.75mm L10.0mm	42
1351	SPIRAL	Spiral Implant D3.75mm L11.5mm	42
1353	SPIRAL	Spiral Implant D3.75mm L13.0mm	42
1356	SPIRAL	Spiral Implant D3.75mm L16.0mm	42
1358	SPIRAL	Spiral Implant D3.75mm L8.0mm	42
1360	SPIRAL	Spiral Implant D6.0mm L10.0mm	42
1361	SPIRAL	Spiral Implant D6.0mm L11.5mm	42
1363	SPIRAL	Spiral Implant D6.0mm L13.0mm	42
1368	SPIRAL	Spiral Implant D6.0mm L8.0mm	42
1820	DFI	DFI CS D3.75mm L10.0mm	38
1821	DFI	DFI CS D3.75mm L11.5mm	38
1823	DFI	DFI CS D3.75mm L13.0mm	38
1828	DFI	DFI CS D3.75mm L8.0mm	38
1830	DFI	DFI CS 4.2mm L10.0mm	38

REF. NO.	CODE	PRODUCT DESCRIPTION	PAGE NO.
1831	DFI	DFI CS D4.2mm L11.5mm	38
1833	DFI	DFI CS D4.2mm L13.0mm	38
1838	DFI	DFI CS D4.2mm L8.0mm	38
1840	DFI	DFI CS 5mm L10.0mm	38
1841	DFI	DFI CS D5mm L11.5mm	38
1843	DFI	DFI CS D5mm L13.0mm	38
1848	DFI	DFI CS D5mm L8.0mm	38
1900	MultiNeO	MultiNeO C D3.2mm L10.0mm	28
1901	MultiNeO	MultiNeO C D3.2mm L11.5mm	28
1903	MultiNeO	MultiNeO C D3.2mm L13.0mm	28
1906	MultiNeO	MultiNeO C D3.2mm L16.0mm	28
1908	MultiNeO	MultiNeO C D3.2mm L8.0mm	28
1920	MultiNeO	MultiNeO C D3.5mm L10.0mm	28
1921	MultiNeO	MultiNeO C D3.5mm L11.5mm	28
1923	MultiNeO	MultiNeO C D3.5mm L13.0mm	28
1926	MultiNeO	MultiNeO C D3.5mm L16.0mm	28
1928	MultiNeO	MultiNeO C D3.5mm L8.0mm	28
1930	MultiNeO	MultiNeO CS D3.75mm L10.0mm	28
1931	MultiNeO	MultiNeO CS D3.75mm L11.5mm	28
1933	MultiNeO	MultiNeO CS D3.75mm L13.0mm	28
1936	MultiNeO	MultiNeO CS D3.75mm L16.0mm	28
1938	MultiNeO	MultiNeO CS D3.75mm L8.0mm	28
1940	MultiNeO	MultiNeO CS D4.2mm L10.0mm	28
1941	MultiNeO	MultiNeO CS D4.2mm L11.5mm	28
1943	MultiNeO	MultiNeO CS D4.2mm L13.0mm	28
1946	MultiNeO	MultiNeO CS D4.2mm L16.0mm	28
1948	MultiNeO	MultiNeO CS D4.2mm L8.0mm	28
1950	MultiNeO	MultiNeO CS D5.0mm L10.0mm	28
1951	MultiNeO	MultiNeO CS D5.0mm L11.5mm	28
1953	MultiNeO	MultiNeO CS D5.0mm L13.0mm	28
1958	MultiNeO	MultiNeO CS D5.0mm L8.0mm	28
1960	MultiNeO	MultiNeO H D3.75mm L10.0mm	29
1961	MultiNeO	MultiNeO H D3.75mm L11.5mm	29
1963	MultiNeO	MultiNeO H D3.75mm L13.0mm	29
1966	MultiNeO	MultiNeO H D3.75mm L16.0mm	29
1968	MultiNeO	MultiNeO H D3.75mm L8.0mm	29
1970	MultiNeO	MultiNeO H D4.2mm L10.0mm	29
1971	MultiNeO	MultiNeO H D4.2mm L11.5mm	29
1973	MultiNeO	MultiNeO H D4.2mm L13.0mm	29
1976	MultiNeO	MultiNeO H D4.2mm L16.0mm	29
1978	MultiNeO	MultiNeO H D4.2mm L8.0mm	29
1980	MultiNeO	MultiNeO H D5.0mm L10.0mm	29
1981	MultiNeO	MultiNeO H D5.0mm L11.5mm	29
1983	MultiNeO	MultiNeO H D5.0mm L13.0mm	29
1988	MultiNeO	MultiNeO H D5.0mm L8.0mm	29

REF. NO.	CODE	PRODUCT DESCRIPTION	PAGE NO.
3301	TA-1.5-R-CHC	Temporary abutment Ti R 1.5 CHC	84
3302	TA-2.5-R-CHC	Temporary abutment Ti R 2.5 CHC	84
3303	TA-3.5-R-CHC	Temporary abutment Ti R 3.5 CHC	84
3304	TA-4.5-R-CHC	Temporary abutment Ti R 4.5 CHC	84
3306	SOTT-R-CHC	Open tray transfer short R CHC	83
3307	LOTT-AR-CHC	Open tray transfer Long AR CHC	83
3308	SOTT-AR-CHC	Open tray transfer short AR CHC	83
3309	TA-3N-AR-CHC	Temporary abutment Ti AR 3 narrow CHC	84
3311	TA-1.5-AR-CHC	Temporary abutment Ti AR 1.5 CHC	84
3312	TA-2.5-AR-CHC	Temporary abutment Ti AR 2.5 CHC	84
3313	TA-3.5-AR-CHC	Temporary abutment Ti AR 3.5 CHC	84
3314	TA-4.5-AR-CHC	Temporary abutment Ti AR 4.5 CHC	84
3315	TLA-L-CHC	Straight Ti abutment long CHC	85
3320	TLA-0.75-CHC	Straight Ti abutment 0.75 CHC	85
3321	TLA-1.5-CHC	Straight Ti abutment 1.5 CHC	85
3322	TLA-2.5-CHC	Straight Ti abutment 2.5 CHC	85
3323	TLA-3.5-CHC	Straight Ti abutment 3.5 CHC	85
3324	TLA-4.5-CHC	Straight Ti abutment 4.5 CHC	85
3327	TLASP_CHC	Snap transfer CHC	85
3341	HA-D4.2-1.5CHC	Healing abutment CHC 4.2 1.5	82
3342	HA-D4.2-2.5CHC	Healing abutment CHC 4.2 2.5	82
3343	HA-D4.2-3.5CHC	Healing abutment CHC 4.2 3.5	82
3344	HA-D4.2-4.5CHC	Healing abutment CHC 4.2 4.5	82
3345	HA-D4.2-5.5CHC	Healing abutment CHC 4.2 5.5	82
3350	NCTT-CHC	Closed tray transfer -CHC	83
3351	HA-D2.7-1.5CHC	Healing abutment CHC 2.7 1.5	82
3352	HA-D2.7-2.5CHC	Healing abutment CHC 2.7 2.5	82
3353	HA-D2.7-3.5CHC	Healing abutment CHC 2.7 3.5	82
3354	HA-D2.7-4.5CHC	Healing abutment CHC 2.7 4.5	82
3355	HA-D2.7-5.5CHC	Healing abutment CHC 2.7 5.5	82
3361	HA-D3.8-1.5CHC	Healing abutment CHC 3.8 1.5	82
3362	HA-D3.8-2.5CHC	Healing abutment CHC 3.8 2.5	82
3363	HA-D3.8-3.5CHC	Healing abutment CHC 3.8 3.5	82
3364	HA-D3.8-4.5CHC	Healing abutment CHC 3.8 4.5	82
3365	HA-D3.8-5.5CHC	Healing abutment CHC 3.8 5.5	82
3371	NTLA20-H1.5-CHC	Angled Ti abutment 20 ° 1.5 CHC	85
3372	NTLA20-H2.5-CHC	Angled Ti abutment 20° 2.5 CHC	85
3373	NTLA20-H3.5-CHC	Angled Ti abutment 20° 3.5 CHC	85
3381	NTLA10-H1.5-CHC	Angled Ti abutment 10 ° 1.5 CHC	85
3382	NTLA10-H2.5-CHC	Angled Ti abutment 10° 2.5 CHC	85
3383	NTLA10-H3.5-CHC	Angled Ti abutment 10° 3.5 CHC	85
3401	HA-D4-CH1.5CS	Healing Abutment D4.0 CH1.5 mm CS	76
3402	HA-D4-CH2.5CS	Healing Abutment D4.0 CH2.5 mm CS	76
3403	HA-D4-CH3.5CS	Healing Abutment D4.0 CH3.5 mm CS	76
3404	HA-D4-CH4.5CS	Healing Abutment D4.0 CH4.5 mm CS	76

REF. NO.	CODE	PRODUCT DESCRIPTION	PAGE NO.
3405	HA-D4-CH5.5CS	Healing Abutment D4.0 CH5.5 mm CS	76
3407	HA-4.9-1.5-CS	Healing Abutment D4.9 CH1.5 mm CS	76
3408	HA-4.9-2.5-CS	Healing Abutment D4.9 CH2.5 mm CS	76
3409	HA-4.9-3.5-CS	Healing Abutment D4.9 CH3.5 mm CS	76
3410	HA-4.9-4.5-CS	Healing Abutment D4.9 CH4.5 mm CS	76
3411	HA-4.9-5.5-CS	Healing Abutment D4.9 CH5.5 mm CS	76
3412	HA-D6.2-CH1.5-CS	Healing Abutment D6.2 CH1.5 mm CS	76
3413	HA-D6.2-CH2.5-CS	Healing Abutment D6.2 CH2.5 mm CS	76
3450	SCTT-CS	Short Closed Tray Transfer CS	76
3451	LCTT-CS	Long Closed Tray Transfer CS	76
3455	SOTT-CS	Short Open Tray Transfer CS	76
3456	LOTT-CS	Long Open Tray Transfer CS	76
3459	IA-CS	Implant Analog - CS	59
3501	TLA-H1.5CS	Straight Abutment CH1.5mm CS	77
3502	TLA-H2.5CS	Straight Abutment CH2.5mm CS	77
3503	TLA-H3.5CS	Straight Abutment CH3.5mm CS	77
3504	TLA-H4.5CS	Straight Abutment CH4.5mm CS	77
3510	STLA-CS	Abutment Screw - CS	59
3511	TLA15°H1.5CS	Angled Abutment 15° CH1.5 CS	77
3512	TLA15°H2.5CS	Angled Abutment 15° CH2.5 CS	77
3514	TLA25°H1.5CS	Angled Abutment 25° CH1.5 CS	77
3515	TLA25°H2.5CS	Angled Abutment 25° CH2.5 CS	77
3532	TA-AR-CS	Temporary Titanium Abutment AR CS	77
3533	TA-R-CS	Temporary Titanium Abutment R CS	77
3710	AK-0.75 - CS	AlphaLoC Kit H 0.75 mm CS	75
3711	AK-1.5 - CS	AlphaLoC Kit H 1.5 mm CS	75
3712	AK-2.5 - CS	AlphaLoC Kit H 2.5 mm CS	75
3713	AK-3.5 - CS	AlphaLoC Kit H 3.5 mm CS	75
3714	AK-4.5 - CS	AlphaLoC Kit H 4.5 mm CS	75
3801	ITD2.5S-CS	Implant Driver Short 2.5mm CS	136
3803	ITD2.5L-CS	Implant Driver Long 2.5mm CS	136
3804	IT2.5SM-CS	Motor Mount Driver Short 2.5mm CS	136
3805	IT2.5LM-CS	Motor Mount Driver Long 2.5mm CS	136
3806	MITD2.5-CS	Manual Implant Driver 2.5mm CS	136
3832	TB-0.75-AR-CS	CAD/CAM Titanium Base H0.75 mm - CS-AR	80
3833	TB-0.75-R-CS	CAD/CAM Titanium Base H0.75 mm CS-R	80
3834	TRZ-SB-IH	TRZ Scan Body IH	122
3837	IOSB-LCS	CS Dual Use Scan Body	77
3838	AN-PM-CS	Analog for printed model CS	74
3839	TRZ-SB-CHC	TRZ Scan Body CHC	98
3840	TB-1.5-AR-CS	CAD/CAM Titanium Base H1.5 mm - CS - AR	80
3841	TB-1.5-R-CS	CAD/CAM Titanium Base H1.5 mm CS - R	80
3842	TB-2.5-AR-CS	CAD/CAM Titanium Base H2.5 mm - CS - AR	80
3843	TB-2.5-R-CS	CAD/CAM Titanium Base H2.5 mm CS - R	80
3854	BA-PF-CS	PreFace Compatible Blank abutment CS	74

REF. NO.	CODE	PRODUCT DESCRIPTION	PAGE NO.
3855	WBA-PF-CS	Wide PreFace Compatible Blank abutment CS	74
3856	CSTB-CS-SI	Sirona CAD/CAM Ti Base-CS	74
3857	CSSP-CS-SI	Sirona CAD/CAM Scan Post-CS	74
3862	AU17-1.5CS	Alpha Universe 17° H1.5mm CS	78
3863	AU17-2.5CS	Alpha Universe 17° H2.5mm CS	78
3864	AU17-3.5CS	Alpha Universe 17° H3.5mm CS	78
3867	AU30-1.5CS	Alpha Universe 30° H1.5mm CS	78
3868	AU30-2.5CS	Alpha Universe 30° H2.5mm CS	78
3869	AU30-3.5CS	Alpha Universe 30° H3.5mm CS	78
3870	TCT 0.75-CS	Alpha Universe straight H0.75mm CS	78
3871	TCT 1.5-CS	Alpha Universe straight H1.5mm CS	78
3872	TCT 2.5-CS	Alpha Universe straight H2.5mm CS	78
3873	TCT 3.5-CS	Alpha Universe straight H3.5mm CS	78
3874	TCT 4.5-CS	Alpha Universe straight H4.5mm CS	78
3875	TCT 5.5-CS	Alpha Universe straight H5.5mm CS	78
3883	IOSB-TCT-N-R	Scan Body - Screw Retained TCT-N-R	79, 103, 127
3901	TA-1.5-R-CS	Temporary abutment Ti R 1.5 CS	60
3902	TA-2.5-R-CS	Temporary abutment Ti R 2.5 CS	60
3903	TA-3.5-R-CS	Temporary abutment Ti R 3.5 CS	60
3904	TA-4.5-R-CS	Temporary abutment Ti R 4.5 CS	60
3910	TLACAP_10	Plastic cap for closed tray transfer package (10	59, 83
3911	TA-1.5-AR-CS	Temporary abutment Ti AR 1.5 CS	60
3912	TA-2.5-AR-CS	Temporary abutment Ti AR 2.5 CS	60
3913	TA-3.5-AR-CS	Temporary abutment Ti AR 3.5 CS	60
3914	TA-4.5-AR-CS	Temporary abutment Ti AR 4.5 CS	60
3915	TA-3N-R-CS	Temporary abutment Ti AR 3 narrow CS	60
3920	TLA-0.75-CS	Straight Ti abutment 0.75 CS	61
3921	TLA-1.5-CS	Straight Ti abutment 1.5 CS	61
3922	TLA-2.5-CS	Straight Ti abutment 2.5 CS	61
3923	TLA-3.5-CS	Straight Ti abutment 3.5 CS	61
3924	TLA-4.5-CS	Straight Ti abutment 4.5 CS	61
3925	TLASP_CS	Snap transfer CS	61
3926	TLA-L-CS	Straight Ti abutment long CS	61
3931	HA-D3.5-1.5CS	Healing abutment CS 3.5 1.5	58
3932	HA-D3.5-2.5CS	Healing abutment CS 3.5 2.5	58
3933	HA-D3.5-3.5CS	Healing abutment CS 3.5 3.5	58
3934	HA-D3.5-4.5CS	Healing abutment CS 3.5 4.5	58
3935	HA-D3.5-5.5CS	Healing abutment CS 3.5 5.5	58
3941	HA-D4.3-1.5CS	Healing abutment CS 4.3 1.5	58
3942	HA-D4.3-2.5CS	Healing abutment CS 4.3 2.5	58
3943	HA-D4.3-3.5CS	Healing abutment CS 4.3 3.5	58
3944	HA-D4.3-4.5CS	Healing abutment CS 4.3 4.5	58
3945	HA-D4.3-5.5CS	Healing abutment CS 4.3 5.5	58
3951	HA-D5.7-1.5CS	Healing abutment CS 5.7 1.5	58
3952	HA-D5.7-2.5CS	Healing abutment CS 5.7 2.5	58

REF. NO.	CODE	PRODUCT DESCRIPTION	PAGE NO.
3953	HA-D5.7-3.5CS	Healing abutment CS 5.7 3.5	58
3954	HA-D5.7-4.5CS	Healing abutment CS 5.7 4.5	58
3955	HA-D5.7-5.5CS	Healing abutment CS 5.7 5.5	58
3961	NSCTT-CS	Closed tray transfer short-CS	59
3963	LOTT-R-CS	Open tray transfer Long R CS	59
3964	SOTT-R-CS	Open tray transfer short R CS	59
3965	LOTT-AR-CS	Open tray transfer Long AR CS	59
3966	SOTT-AR-CS	Open tray transfer short AR CS	59
3971	NTLA10-H1.5CS	Angled Ti abutment 10 ° 1.5 CS	61
3972	NTLA10-H2.5CS	Angled Ti abutment 10° 2.5 CS	61
3973	NTLA10-H3.5CS	Angled Ti abutment 10° 3.5 CS	61
3981	NTLA20-H1.5CS	Angled Ti abutment 20 ° 1.5 CS	61
3982	NTLA20-H2.5CS	Angled Ti abutment 20° 2.5 CS	61
3983	NTLA20-H3.5CS	Angled Ti abutment 20° 3.5 CS	61
4012	USH	Universal Square Ratchet Head	139
4052	HHS 1.25	Hand Hex Screw Driver 1.25mm	64, 67, 88, 91, 116, 119, 138
4053	HHSS 1.25	Short Hand Hex Screw Driver 1.25mm	138, 147
4055	HTD 1.25	Hex Driver 1.25mm	64, 67, 88, 91, 116, 119, 138
4056	HTD 1.25 S	Short Hex Driver 1.25mm	139, 147
4057	HTD 1.5	Short Hex Driver 1.5mm	138
4058	HTD 1.5S	Pro Short Hex Driver 1.5mm	138
4059	HHS 1.5	Pro Hand Hex Screw Driver 1.5mm	138
4060	HHL 1.5	Pro Hand Hex Long Screw Driver 1.5mm	138
4061	HTD 1.25L	Long Hex Driver 1.25mm	138
4080	PDG	Parallel Depth Guide	139
4081	PDGS	Short Parallel Depth Guide	139
4082	PG	Drilling Parallel Guide	139
4100	IDG	Implant Depth Probe	139
4140	G-ITDL2.5	Implant Grip Driver Long 2.5mm	137
4141	G-ITDM2.5	Implant Grip Driver Standard 2.5mm	137
4142	G-ITDS2.5	Implant Grip Driver Short 2.5mm	137
4143	GITL2.5/1.25	Motor Mount Grip Driver Long 2.5/1.25mm	137
4145	GITS2.5/1.25	Motor Mount Grip Driver Short 2.5/1.25mm	137
4146	MITD2.5-IH	Implant Hand Driver 2.5mm IH	137
4147	MITD2.1-CHC	Implant Hand Driver 2.1mm CHC	136
4165	HT 1.25M	Motor Mount Hex Driver 1.25mm	64, 67, 88, 91, 116, 119, 138
4168	HT1.5	Pro Motor Mount Hex Driver 1.5mm	138
4220	SDH	Surgical Screwdriver	139
4240	DX	Drill Extension L17.5mm	135
4304	RB3	Round Bur D3.0mm	135
4550	BD2.0	Alpha Straight Drill_D2.0	133
4551	BD2.4	Alpha Straight Drill_D2.4	133
4552	BD2.8	Alpha Straight Drill_D2.8	133
4553	BD3.0	Alpha Straight Drill_D3.0	133
4554	BD3.2	Alpha Straight Drill_D3.2	133

REF. NO.	CODE	PRODUCT DESCRIPTION	PAGE NO.
4555	BD3.65	Alpha Straight Drill_D3.65	133
4556	BD4.1	Alpha Straight Drill_D4.1	133
4557	BD4.5	Alpha Straight Drill_D4.5	133
4558	BD4.8	Alpha Straight Drill_D4.8	133
4559	BD5.2	Alpha Straight Drill_D5.2	133
4560	BD5.8	Alpha Straight Drill_D5.8	133
4561	DS-A-L6	Alpha Drill Stopper A-D2.0-2.4 L6	134
4562	DS-A-L8	Alpha Drill Stopper A-D2.0-2.4 L8	134
4563	DS-A-L10	Alpha Drill Stopper A-D2.0-2.4 L10	134
4564	DS-A-L11.5	Alpha Drill Stopper A-D2.0-2.4 L11.5	134
4565	DS-A-L13	Alpha Drill Stopper A-D2.0-2.4 L13	134
4566	DS-B-L6	Alpha Drill Stopper B-D2.8-3.0 L6	134
4567	DS-B-L8	Alpha Drill Stopper B-D2.8-3.0 L8	134
4568	DS-B-L10	Alpha Drill Stopper B-D2.8-3.0 L10	134
4569	DS-B-L11.5	Alpha Drill Stopper B-D2.8-3.0 L11.5	134
4570	DS-B-L13	Alpha Drill Stopper B-D2.8-3.0 L13	134
4572	URT	Universal Torque Ratchet 10-45Ncm	139
4573	DS-C-L6	Alpha Drill Stopper C-D3.2-3.65 L6	134
4574	DS-C-L8	Alpha Drill Stopper C-D3.2-3.65 L8	134
4575	DS-C-L10	Alpha Drill Stopper C-D3.2-3.65 L10	134
4576	DS-C-L11.5	Alpha Drill Stopper C-D3.2-3.65 L11.5	134
4577	DS-C-L13	Alpha Drill Stopper C-D3.2-3.65 L13	134
4578	DS-D-L6	Alpha Drill Stopper D-D4.1-4.5 L6	134
4579	DS-D-L8	Alpha Drill Stopper D-D4.1-4.5 L8	134
4580	DS-D-L10	Alpha Drill Stopper D-D4.1-4.5 L10	134
4581	DS-D-L11.5	Alpha Drill Stopper D-D4.1-4.5 L11.5	134
4582	DS-D-L13	Alpha Drill Stopper D-D4.1-4.5 L13	134
4590	BSD2.0/2.4	Alpha Step Drill_2.0/2.4	133
4592	BSD2.4/2.8	Alpha Step Drill_2.4/2.8	133
4593	BSD2.8/3.0	Alpha Step Drill_2.8/3.0	133
4594	BSD2.8/3.2	Alpha Step Drill_2.8/3.2	133
4595	BSD3.2/3.65	Alpha Step Drill_3.2/3.65	133
4596	BSD3.65/4.1	Alpha Step Drill_3.65/4.1	133
4597	BSD4.1/4.5	Alpha Step Drill_4.1/4.5	133
4598	BSD4.5/4.8	Alpha Step Drill_4.5/4.8	133
4599	BSD4.8/5.2	Alpha Step Drill_4.8/5.2	133
4612	SSK	Stopper Surgical Kit	134
4672	CS	Countersink Drill D2.7-5.9mm	135
4867	AK0.5	AlphaLoC Kit 0.5mm	124
4868	AK1	AlphaLoC Kit 1mm	124
4869	AK2	AlphaLoC Kit 2mm	124
4870	AK3	AlphaLoC Kit 3mm	124
4871	AK4	AlphaLoC Kit 4mm	124
4872	AK5	AlphaLoC Kit 5mm	124
4875	AMPP	AlphaLoC Male Processing Package	75, 99, 124

REF. NO.	CODE	PRODUCT DESCRIPTION	PAGE NO.
4876	AMSTR	AlphaLoC Male-Strong violate units (X4)	75, 99, 124
4877	AMSTA	AlphaLoC Male-Standard white units (X4)	75, 99, 124
4878	AMSOF	AlphaLoC Male-Soft pink units (X4)	75, 99, 124
4879	AMESO	AlphaLoC Male-Extra Soft yellow (X4)	75, 99, 124
4882	AML	AlphaLoC Male-Laboratory black units(X4)	75, 99, 124
4883	ABOS	AlphaLoC Block Out Spacer	75, 99, 124
4884	AIC	AlphaLoC Impression Coping (X4)	75, 99, 124
4885	AFA	AlphaLoC Female Analog (X4)	75, 99, 124
4896	AIET	AlphaLoC Insertion and Extraction Tool	75, 99, 124
4900	-	Alpha Scan Full Kit	68, 92, 120
4910	-	Alpha Scanbody screw	68, 92, 120
4940	DRT4	Trephine Drill D4.0mm	135
4950	DRT5	Trephine Drill D5.0mm	135
4961	CCTB-0.75-AR-IH	CAD/CAM Titanium Base 0.75 IH Engaged	122
4962	CCTB-1.5-AR-IH	CAD/CAM Titanium Base 1.5 IH Engaged	122
4963	CCTB-2.5-AR-IH	CAD/CAM Titanium Base 2.5 IH Engaged	122
4964	CCTB-0.75-R-IH	CAD/CAM Titanium Base 0.75 IH Non Engaged	122
4965	CCTB-1.5-R-IH	CAD/CAM Titanium Base 1.5 IH Non Engaged	122
4966	CCTB-2.5-R-IH	CAD/CAM Titanium Base 2.5 IH Non Engaged	122
4980	CCTB-IH-SI	Sirona CAD/CAM Ti Base	123
4982	CCTB-CHC-SI	Sirona CAD/CAM Ti Base-CHC	98
4984	CCSP-IH-SI	Sirona CAD/CAM Scan Post	123
4985	CCSP-CHC-SI	Sirona CAD/CAM Scan Post-CHC	98
4988	BA-PF-IH	Premilled blank IH	122
4989	WBA-PF-IH	Premilled blank IH	122
4990	BA-PF-CHC	PreFace Compatible Blank abutment – CHC	98
4994	S-DM-SR	Screw for direct mounting on screw retain	79, 103, 127
5003	IOSB-TCT-N	Intraoral Scan Body - Screw Retained TCT-N	79, 103, 127
5007	WCCTB	Wide CAD/CAM Ti Base	122
5008	WCCTB-R	Wide CAD/CAM Ti Base Non-Engaging	122
5019	SB-IH	IH Dual Use Scan Body	123
5021	SB-CHC	CHC Dual Use Scan Body	101
5028	TAC-TCT-N	CAD/CAM Adhesive coping TCT-N	79, 103, 127
5029	TAC-TCT-N-R	CAD/CAM Adhesive coping - TCT-N-R	79, 103, 127
5030	TLA	Straight Titanium Abutment	111
5031	ETLA	Esthetic Straight Titanium Abutment	111
5039	AC-R-4.5	CADCAM Adhesive coping R 4.5	79, 103, 127
5040	PLA	Straight Plastic Abutment Anti Rotation	113
5041	PLA-R	Straight Plastic Abutment Rotation	113
5060	HLT	Closed Tray Transfer	108
5061	HLTO	Open Tray Transfer	108
5062	HLTLS	Slim Closed Tray Transfer	108
5080	IA	Implant Analog	113
5090	TLA15	Angled Titanium Abutment °15	112
5091	TLA15B	Angled Titanium Abutment °15 with Shoulder	112

REF. NO.	CODE	PRODUCT DESCRIPTION	PAGE NO.
5092	TLAL15	Long Angled Titanium Abutment 15°	112
5094	ETLAL15	Esthetic Long Angled Titanium Abutment 15°	112
5098	TLA15BB	Long Angled Titanium Abutment 15° with Shoulder	112
5110	RS	Retrieval Screw	59, 113
5121	STLAT	Torqfit Abutment Screw	113
5122	STLAS	Short Titanium Abutment Screw L8.3mm	113
5127	STLASH	Titanium Abutment Screw L7.6mm	113
5130	TLA25	Angled Titanium Abutment 25°	112
5131	ETLA25	Esthetic Angled Titanium Abutment 25°	112
5134	TLAL25	Titanium Lock Abutment 25° Long	112
5136	TLA35	Titanium Lock Abutment Angled 35°	112
5140	TLAL	Long Straight Titanium Abutment	111
5150	TLAS	Slim Straight Titanium Abutment	111
5155	ETLAS	Esthetic Slim Long Straight Titanium Abutment	111
5170	HLTS	Short Closed Tray Transfer	108
5171	HLTOS	Short Open Tray Transfer	108
5182	TLAO2	Omni Titanium Abutment Cuff H2.0mm	111
5200	TLAC-AR	Temporary Titanium Abutment Anti Rotation	107
5211	BTT-N	Pro Analog for TCT-N	78, 102, 126
5216	TTA-N	Pro Temporary Titanium Abutment for TCT-N	78, 102, 126
5217	PST-N-AR	Pro Burnout Anti Rotation Sleeve for TCT-N	78, 102, 126
5218	PST-N	Pro Burnout Sleeve for TCT-N	78, 102, 126
5220	TLAC-R	Temporary Titanium Abutment Rotation	107
5221	TCT0.5-N	Pro Tapered Connection Abutment L 0.5mm	126
5222	TCT1.5-N	Pro Tapered Connection Abutment L 1.5mm	126
5223	TCT2.5-N	Pro Tapered Connection Abutment L 2.5mm	126
5231	TST-N	Pro Open Tray Transfer for TCT-N/AUC-TCT-N	78, 102, 126
5235	TS-N	Pro Close Tray Transfer for TCT-N/TSA-N abutment	78, 102, 126
5236	HCT4-N	Pro Healing Abutment L4mm for TCT-N/AUC-TCT-N	78, 102, 126
5237	HCT6-N	Pro Healing Abutment L6mm for TCT-N/AUC-TCT-N	78, 102, 126
5242	TCT-N-0.75-CHC	Pro Tapered Connection Abutment L 0.75mm N CHC	102
5243	TCT-N-1.5-CHC	Pro Tapered Connection Abutment L 1.5mm N CHC	102
5244	TCT-N-2.5-CHC	Pro Tapered Connection Abutment L 2.5mm N CHC	102
5245	TCT-N-3.5-CHC	Pro Tapered Connection Abutment L 3.5mm N CHC	102
5246	TCT-N-4.5-CHC	Pro Tapered Connection Abutment L 4.5mm N CHC	102
5247	TCT-N-5.5-CHC	Pro Tapered Connection Abutment L 5.5mm N CHC	102
5248	TST-N-R	Pro Open Tray Transfer (R) for TCT-N/AUC-TCT-N	78, 102, 126
5252	TCT3.5-N	Pro Tapered Connection Abutment L 3.5mm	126
5253	TCT4.5-N	Pro Tapered Connection Abutment L4.5mm	126
5254	TCT5.5-N	Pro Tapered Connection Abutment L 5.5mm	126
5280	IA5	Implant Analog D5.0mm	113
5340	TLAW	Wide Straight Titanium Abutment	111
5352	ETLASP1	Simply Esthetic Straight Titanium Abutment H1mm	110
5353	ETLASP2	Simply Esthetic Straight Titanium Abutment H2mm	110
5354	ETLASP3	Simply Esthetic Straight Titanium Abutment H3mm	110

REF. NO.	CODE	PRODUCT DESCRIPTION	PAGE NO.
5355	ETLASP4	Simply Esthetic Straight Titanium Abutment H4mm	110
5362	TLAO4	Omni Titanium Abutment Cuff H4.0mm	111
5364	HTLASP	Simply Close Tray Plastic Transfer	77, 110
5366	TLASP1	Simply Straight Titanium Abutment Cuff H1.0mm	110
5367	TLASP2	Simply Straight Titanium Abutment Cuff H2.0mm	110
5368	TLASP3	Simply Straight Titanium Abutment Cuff H3.0mm	110
5369	TLASP4	Simply Straight Titanium Abutment Cuff H4.0mm	110
5400	MU-S-D-M	MU motor straight Driver	64, 67, 88, 91, 116, 119
5403	TLASSP	Slim Titanium Abutment with Short Platform	111
5410	EAAS15	Short Esthetic Anatomic Abutment 15°	112
5411	EAA15	Esthetic Anatomic Abutment 15°	112
5412	EAAH15	High Esthetic Anatomic Abutment 15°	112
5413	EAAS25	Short Esthetic Anatomic Abutment 25°	112
5414	EAA25	Esthetic Anatomic Abutment 25°	112
5415	EAAH25	High Esthetic Anatomic Abutment 25°	112
5416	TPA 1	Straight temporary PEEK Abutment H 1.0	107
5417	TPA 2	Straight temporary PEEK abutment H 2.0	107
5418	TPA 3	Straight temporary PEEK abutment H 3.0	107
5419	TPA15-1	Temporary PEEK abutment 15° H1.0	107
5420	TPA15-2	Temporary PEEK abutment 15° H 2.0	107
5421	TPA15-3	Temporary PEEK abutment 15° H 3.0	107
5422	TPA25-1	Temporary PEEK abutment 25° H 1.0	107
5423	TPA25-2	Temporary PEEK abutment 25° H 2.0	107
5425	MU-S-D-M-L	MU motor straight Driver - Long	64, 67, 88, 91, 116, 119
5432	AU17-1.5IH	Alpha Universe 17° H1.5mm IH	126
5433	AU17-2.5IH	Alpha Universe 17° H2.5mm IH	126
5434	AU17-3.5IH	Alpha Universe 17° H3.5mm IH	126
5437	AU30-1.5IH	Alpha Universe 30° H1.5mm IH	126
5438	AU30-2.5IH	Alpha Universe 30° H2.5mm IH	126
5439	AU30-3.5IH	Alpha Universe 30° H3.5mm IH	126
5450	CCTB-0.75-AR-CHC	CAD/CAM Titanium Base 0.75 CHC Engaged	101
5451	CCTB-1.5-AR-CHC	CAD/CAM Titanium Base 1.5 CHC Engaged	101
5452	CCTB-2.5-AR-CHC	CAD/CAM Titanium Base 2.5 CHC Engaged	101
5453	CCTB-0.75-R-CHC	CAD/CAM Titanium Base 0.75 CHC Non Engaged	101
5454	CCTB-1.5-R-CHC	CAD/CAM Titanium Base 1.5 CHC Non Engaged	101
5455	CCTB-2.5-R-CHC	CAD/CAM Titanium Base 2.5 CHC Non Engaged	101
5456	AN-PM-TCT-N	CAD/CAM TCT-N Analog for printed model	79, 103, 127
5457	AN-PM-IH	CAD/CAM IH Analog for printed model	113, 122
5458	AN-PM-CHC	CAD/CAM CHC Analog for printed model	98
5459	APMT_IH_CS	Analog Printed Model insertion tool CS/IH	79, 103, 127
5460	APMT_CHC	Analog Printed Model insertion tool CHC	98
5462	STLA_IH_60_DEG	IH screw 60 deg contact	113
5463	STLA_CHC_60_DEG	CHC screw 60 deg contact	83
5464	SiTB_IH_1.5	Sirona CAD/CAM Titanium Base 1.5 IH	123
5465	SiTB_IH_2.5	Sirona CAD/CAM Titanium Base 2.5 IH	123

REF. NO.	CODE	PRODUCT DESCRIPTION	PAGE NO.
5466	SiTB_IH_3.5	Sirona CAD/CAM Titanium Base 3.5 IH	123
5467	SiTB_CHC_1.5	Sirona CAD/CAM Titanium Base 1.5 CHC	98
5468	SiTB_CHC_2.5	Sirona CAD/CAM Titanium Base 2.5 CHC	98
5469	SiTB_CHC_3.5	Sirona CAD/CAM Titanium Base 3.5 CHC	98
5470	SiTB_CS_1.5	Sirona CAD/CAM Titanium Base 1.5 CS	74
5471	SiTB_CS_2.5	Sirona CAD/CAM Titanium Base 2.5 CS	74
5472	SiTB_CS_3.5	Sirona CAD/CAM Titanium Base 3.5 CS	74
5475	AHD-S	Manual TX driver angled - Standard	140
5476	ARD-L	Ratchet TX driver angled - Long	140
5477	AMD	Motor TX driver angled- Standard	140
5478	VHD-S	Manual TX driver vertical- Standard	140
5479	VHD-L	Manual TX driver vertical - Long	140
5485	OB-TX-S-CS	TX Screw - CS Short	73
5486	OB-TX-L-CS	TX screw- CS Long	73
5495	VMD-L	Motor TX driver vertical -Long	140
5496	VRD-SD	Ratchet TX driver vertical- Standard	140
5497	VRD-L	Ratchet TX driver vertical- Long	140
5498	VMD	Motor TX driver vertical- Standard	140
5501	OB-TX-L-CHC	TX screw -CHC Long	97
5507	OB-TX-S-CHC	TX screw- CHC Short	97
5530	OB4.7-0.75-CHC	Omnibase 0.75 -CHC Short	96
5531	OB4.7-1.5-CHC	Omnibase 1.5 -CHC Short	96
5532	OB4.7-2.5-CHC	Omnibase 2.5 -CHC Short	96
5533	OB4.7-3.5-CHC	Omnibase 3.5 -CHC Short	96
5534	OB4.7-4.5-CHC	Omnibase 4.5 -CHC Short	96
5540	OB8-0.75-CHC	Omnibase 0.75 -CHC Long	96
5541	OB8-1.5-CHC	Omnibase 1.5 -CHC Long	96
5542	OB8-2.5-CHC	Omnibase 2.5 -CHC Long	96
5543	OB8-3.5-CHC	Omnibase 3.5 -CHC Long	96
5544	OB8-4.5-CHC	Omnibase 4.5 -CHC Long	96
5546	AHD-L	Manual TX driver angled -Long	140
5547	AMD-L	Motor TX driver angled-Long	140
5548	ARD-SD	Ratchet TX driver angled- Standard	140
5600	MU-S-D	MU straight Driver	64, 67, 88, 91, 116, 119
5601	MUS-3.5-1.5CS	Straight Multi unit abutment D3.5H1.5 mm CS	66, 67, 91, 119
5602	MUS-3.5-2.5CS	Straight Multi unit abutment D3.5H2.5 mm CS	66, 67, 91, 119
5603	MUS-3.5-3.5CS	Straight Multi unit abutment D3.5H3.5 mm CS	66, 67, 91, 119
5604	MUS-3.5-4.5CS	Straight Multi unit abutment D3.5H4.5 mm CS	66, 67, 91, 119
5605	MUS-3.5-5.5CS	Straight Multi unit abutment D3.5H5.5 mm CS	66, 67, 91, 119
5607	MUS-3.5-0.75CS	Straight Multi unit abutment D3.5H0.75 mm CS	66, 67, 91, 119
5609	TXS-MU	TX screw-MU	65, 66, 67, 89, 90, 91, 116, 117, 118, 119
5610	PS-MU	Prosthetic screw MUA	65, 66, 67, 89, 90, 91, 116, 117, 118, 119
5640	IOSB-MU3.5-R	TRZ Scan body for D3.5 MU	66, 67, 90, 91, 118, 119
5661	MUA-17-1.5CS	°17 Angled Multi unit H1.5 mm CS	64, 67, 91, 119

REF. NO.	CODE	PRODUCT DESCRIPTION	PAGE NO.
5662	MUA-17-2.5CS	17° Angled Multi unit H2.5 mm CS	64, 67, 91, 120
5663	MUA-17-3.5CS	17° Angled Multi unit H3.5 mm CS	64, 67, 91, 121
5671	MUA17-1.5CHC	17° Angled Multi unit H1.5 mm IH	67, 91, 116, 119
5672	MUA17-2.5CHC	17° Angled Multi unit H2.5 mm IH	67, 91, 116, 120
5673	MUA17-3.5CHC	17° Angled Multi unit H3.5 mm IH	67, 91, 116, 121
5681	MUA17-1.5CHC	17° Angled Multi unit H1.5 mm CHC	67, 88, 91, 119
5682	MUA17-2.5CHC	17° Angled Multi unit H2.5 mm CHC	67, 88, 91, 119
5683	MUA17-3.5CHC	17° Angled Multi unit H3.5 mm CHC	67, 88, 91, 119
5700	MU-S-D-R	Retriever driver MUA	64, 67, 88, 91, 116, 119
5701	MUS-4.8-1.5CS	Straight Multi unit abutment D4.8 H1.5 mm CS	64, 67, 91, 119
5702	MUS-4.8-2.5CS	Straight Multi unit abutment D4.8 H2.5 mm CS	64, 67, 91, 120
5703	MUS-4.8-3.5CS	Straight Multi unit abutment D4.8 H3.5 mm CS	64, 67, 91, 121
5704	MUS-4.8-4.5CS	Straight Multi unit abutment D4.8 H4.5 mm CS	64, 67, 91, 122
5705	MUS-4.8-5.5CS	Straight Multi unit abutment D4.8 H5.5 mm CS	64, 67, 91, 123
5707	5707	Straight Multi unit abutment D4.8 H0.75 mm CS	64, 67, 91, 124
5740	IOSB-MU4.8-R	TRZ Scan body for D4.8 MU	65, 67, 89, 91, 117, 119
5741	HA-S-MU4.8	Healing abutment for D4.8 MU short	65, 67, 89, 91, 117, 119
5742	HA-L-MU4.8	Healing abutment for D4.8 MU long	65, 67, 89, 91, 117, 119
5743	OTT-MU4.8-R	Open tray transfer for D4.8 MU R	65, 67, 89, 91, 117, 120
5744	AN-MU4.8	Analog for D4.8 MU	65, 67, 89, 91, 117, 119
5746	AC-MU4.8	Adhesive Coping for D4.8 MU	65, 67, 89, 91, 117, 119
5747	CTT-MU4.8-R	Closed tray transfer for D4.8 MU	65, 67, 89, 91, 117, 121
5748	TA-MU4.8-R	Temporary abutment for D4.8 MU	65, 67, 89, 91, 117, 122
5749	PCS-MU4.8-R	Casting sleeve for D4.8 MU R	65, 67, 89, 91, 117, 123
5750	DA-MU4.8	Digital analog for D4.8 MU	65, 67, 89, 91, 117, 124
5761	MUA-30-1.5CS	30° Angled Multi unit H1.5 mm CS	64, 67, 91, 119
5762	MUA-30-2.5CS	30° Angled Multi unit H2.5 mm CS	64, 67, 91, 120
5763	MUA-30-3.5CS	30° Angled Multi unit H3.5 mm CS	64, 67, 91, 121
6092	SF-N	Pro Fixation Screw SF-N	78, 79, 102, 103, 126, 127
6093	SFT-N	Pro Fixation Torqfit Screw SFT-N	78, 79, 102, 103, 126, 127
6210	TB 2	Titanium Ball Abutment L2.0mm	125
6220	TB 4	Titanium Ball Abutment L4.0mm	125
6240	H	Metal Housing for Ball Attachment	99, 125
6250	NC	Standard Nylon Cap	99, 126
6251	NCT	Nylon Cap with Titanium Ring	99, 127
6253	NCA	Soft Nylon Cap	99, 128
6260	TB 0.5	Titanium Ball Abutment L 0.5mm	125
6270	TB 5	Titanium Ball Abutment L5.0mm	125
6280	TB 3	Titanium Ball Abutment L3.0mm	125
6290	TB 6	Titanium Ball Abutment L6.0mm	125
6304	TBAA2	Angled Titanium Side Ball Abutment L2.0mm	125
6306	TBAA3	Angled Titanium Side Ball Abutment L3.0mm	125
7301	ITD2.1L-CHC	Implant Driver Long 2.1mm CHC	136
7302	ITD2.1S-CHC	Implant Driver Short 2.1mm CHC	136
7303	IT2.1LM -CHC	Motor Mount Driver Long 2.1mm CHC	136

REF. NO.	CODE	PRODUCT DESCRIPTION	PAGE NO.
7304	IT2.1SM -CHC	Motor Mount Driver Short 2.1mm CHC	136
7305	ITD2.1-CHC	Implant Driver Standard 2.1mm CHC	136
7311	HSD3.4-2-CHC	Healing Abutment D3.4 L2 CHC	100
7312	HSD3.4-3-CHC	Healing Abutment D3.4 L3 CHC	100
7313	HSD3.4-5-CHC	Healing Abutment D3.4 L5 CHC	100
7315	HSD3.8-2-CHC	Healing Abutment D3.8 L2 CHC	100
7316	HSD3.8-3-CHC	Healing Abutment D3.8 L3 CHC	100
7317	HSD3.8-5-CHC	Healing Abutment D3.8 L5 CHC	100
7319	HSD4.2-2-CHC	Healing Abutment D4.2 L2 CHC	100
7320	HSD4.2-3-CHC	Healing Abutment D4.2 L3 CHC	100
7321	HSD4.2-5-CHC	Healing Abutment D4.2 L5 CHC	100
7333	HLTS-CHC	Closed Tray Transfer CHC	100
7335	HLTO-CHC	Long Open Tray Transfer CHC	100
7338	IA-CHC	Implant Analog CHC	83
7345	STLA-CHC	Abutment Screw CHC	101
7350	ETLASP1-CHC	Esthetic Simply Straight Abutment H1.0mm CHC	100
7351	ETLASP2-CHC	Esthetic Simply Straight Abutment H2.0mm CHC	100
7352	ETLASP3 -CHC	Esthetic Simply Straight Abutment H3.0mm CHC	100
7353	ETLASP4-CHC	Esthetic Simply Straight Abutment H4.0mm CHC	100
7356	ETLAS3.2-CHC	Esthetic Standard Slim Abutment D3.2 CHC	100
7357	ETLAS3.6-CHC	Esthetic Standard Abutment D3.6 CHC	100
7358	TLAS4.0-CHC	Standard Abutment D4.0 CHC	100
7360	ETLA15-CHC	Esthetic Angled Titanium Abutment 15° CHC	101
7361	ETLAL15-CHC	Esthetic Angled Long Titanium Abutment 15° CHC	101
7362	ETLA25-CHC	Esthetic Angled Titanium Abutment 25° CHC	101
7363	EA15-1.5CHC	Esthetic Anatomic Angled Ti Abutment 15° CHC H1.5	101
7364	EA15-2.5CHC	Esthetic Anatomic Angled Ti Abutment 15° CHC H2.5	101
7365	EA15-3.5CHC	Esthetic Anatomic Angled Ti Abutment 15° CHC H3.5	101
7366	EA25-1.5CHC	Esthetic Anatomic Angled Ti Abutment 25° CHC H1.5	101
7367	EA25-2.5CHC	Esthetic Anatomic Angled Ti Abutment 25° CHC H2.5	101
7368	EA25-3.5CHC	Esthetic Anatomic Angled Ti Abutment 25° CHC H3.5	101
7370	ETWASP1-CHC	Esthetic Straight Wide Abutment H1.0mm CHC	100
7371	ETWASP2-CHC	Esthetic Straight Wide Abutment H2.0mm CHC	100
7372	ETWASP3-CHC	Esthetic Straight Wide Abutment H3.0mm CHC	100
7373	ETWASP4-CHC	Esthetic Straight Wide Abutment H4.0mm CHC	100
7374	ETWASP5-CHC	Esthetic Straight Wide Abutment H5.0mm CHC	100
7383	ETLAS4.0-CHC	Esthetic Standard Abutment D4.0 CHC	100
7400	RS-CHC	Retrieval Screw CHC	83
7403	TB1-CHC	Titanium Ball Abutment 2.5mm L1mm CHC	98
7404	TB2-CHC	Titanium Ball Abutment 2.5mm L 2mm CHC	98
7405	TB3-CHC	Titanium Ball Abutment 2.5mm L 3mm CHC	98
7406	TB4-CHC	Titanium Ball Abutment 2.5mm L 4mm CHC	98
7407	TB5-CHC	Titanium Ball Abutment 2.5mm L 5mm CHC	98
7470	AK0.5-C-CHC	AlphaLoC Kit 0.5 mm C CHC	99
7471	AK1-C-CHC	AlphaLoC Kit 1.0 mm C CHC	99

REF. NO.	CODE	PRODUCT DESCRIPTION	PAGE NO.
7472	AK2-C-CHC	AlphaLoC Kit 2.0 mm C CHC	99
7473	AK3-C-CHC	AlphaLoC Kit 3.0 mm C CHC	99
7474	AK4-C-CHC	AlphaLoC Kit 4.0 mm C CHC	99
7475	AK5-C-CHC	AlphaLoC Kit 5.0 mm C CHC	99
7482	AU-17-1.5-CHC	Alpha Universe 17° H1.5mm CHC	102
7483	AU-17-2.5-CHC	Alpha Universe 17° H2.5mm CHC	102
7484	AU-17-3.5-CHC	Alpha Universe 17° H3.5mm CHC	102
7487	AU-30-1.5-CHC	Alpha Universe 30° H1.5mm CHC	102
7488	AU-30-2.5-CHC	Alpha Universe 30° H2.5mm CHC	102
7489	AU-30-3.5-CHC	Alpha Universe 30° H3.5mm CHC	102
9300	MultiNeO NH	MultiNeO NH C D3.2mm L10.0mm	34
9301	MultiNeO NH	MultiNeO NH C D3.2mm L11.5mm	34
9303	MultiNeO NH	MultiNeO NH C D3.2mm L13.0mm	34
9306	MultiNeO NH	MultiNeO NH C D3.2mm L16.0mm	34
9308	MultiNeO NH	MultiNeO NH C D3.2mm L8.0mm	34
9320	MultiNeO NH	MultiNeO NH C D3.5mm L10.0mm	34
9321	MultiNeO NH	MultiNeO NH C D3.5mm L11.5mm	34
9323	MultiNeO NH	MultiNeO NH C D3.5mm L13.0mm	34
9326	MultiNeO NH	MultiNeO NH C D3.5mm L16.0mm	34
9328	MultiNeO NH	MultiNeO NH C D3.5mm L8.0mm	34
9330	MultiNeO NH	MultiNeO NH CS D3.75mm L10.0mm	34
9331	MultiNeO NH	MultiNeO NH CS D3.75mm L11.5mm	34
9333	MultiNeO NH	MultiNeO NH CS D3.75mm L13.0mm	34
9336	MultiNeO NH	MultiNeO NH CS D3.75mm L16.0mm	34
9338	MultiNeO NH	MultiNeO NH CS D3.75mm L8.0mm	34
9340	MultiNeO NH	MultiNeO NH CS D4.2mm L10.0mm	34
9341	MultiNeO NH	MultiNeO NH CS D4.2mm L11.5mm	34
9343	MultiNeO NH	MultiNeO NH CS D4.2mm L13.0mm	34
9346	MultiNeO NH	MultiNeO NH CS D4.2mm L16.0mm	34
9348	MultiNeO NH	MultiNeO NH CS D4.2mm L8.0mm	34
9350	MultiNeO NH	MultiNeO NH CS D5.0mm L10.0mm	34
9351	MultiNeO NH	MultiNeO NH CS D5.0mm L11.5mm	34
9353	MultiNeO NH	MultiNeO NH CS D5.0mm L13.0mm	34
9358	MultiNeO NH	MultiNeO NH CS D5.0mm L8.0mm	34
65003	TPS	Tissue Punch Small	147
65004	TPL	Tissue Punch Large	147
65005	CDS	Crestal Drill Small	147
65006	CDL	Crestal Dril Large	147
65007	CD2-8	Surgical Drill D2.0mm – L8mm	147
65008	CD2-10	Surgical Drill D2.0mm – L10mm	147
65009	CD2-11.5	Surgical Drill D2.0mm – L11.5mm	147
65010	CD2-13	Surgical Drill D2.0mm – L13mm	147
65011	CD2-16	Surgical Drill D2.0mm – L16mm	147
65012	CD2.8-8	Surgical Drill D2.8mm – L8mm	147
65013	CD2.8-10	Surgical Drill D2.8mm – L10mm	147

REF. NO.	CODE	PRODUCT DESCRIPTION	PAGE NO.
65014	CD2.8-11.5	Surgical Drill D2.8mm – L11.5mm	147
65015	CD2.8-13	Surgical Drill D2.8mm – L13mm	147
65016	CD2.8-16	Surgical Drill D2.8mm – L16mm	147
65017	CD3.2-8	Surgical Drill D3.2mm – L8mm	147
65018	CD3.2-10	Surgical Drill D3.2mm – L10mm	147
65019	CD3.2-11.5	Surgical Drill D3.2mm – L11.5mm	147
65020	CD3.2-13	Surgical Drill D3.2mm – L13mm	147
65021	CD3.2-16	Surgical Drill D3.2mm – L16mm	147
65022	CD3.6-8	Surgical Drill D3.6mm – L8mm	147
65023	CD3.6-10	Surgical Drill D3.6mm – L10mm	147
65024	CD3.6-11.5	Surgical Drill D3.6mm – L11.5mm	147
65025	CD3.6-13	Surgical Drill D3.6mm – L13mm	147
65026	CD3.6-16	Surgical Drill D3.6mm – L16mm	147
65027	CD4.1-8	Surgical Drill D4.1mm – L8mm	147
65028	CD4.1-10	Surgical Drill D4.1mm – L10mm	147
65029	CD4.1-11.5	Surgical Drill D4.1mm – L11.5mm	147
65030	CD4.1-13	Surgical Drill D4.1mm – L13mm	147
65031	CD4.1-16	Surgical Drill D4.1mm – L16mm	147
65032	CD4.5-8	Surgical Drill D4.5mm – L8mm	147
65033	CD4.5-10	Surgical Drill D4.5mm – L10mm	147
65034	CD4.5-11.5	Surgical Drill D4.5mm – L11.5mm	147
65035	CD4.5-13	Surgical Drill D4.5mm – L13mm	147
65036	CD4.5-16	Surgical Drill D4.5mm – L16mm	147
65037	IMS	Implant Mount Small	147
65038	IML	Implant Mount Large	147
65039	IMHS	Implant Mount Screw	147
65042	IMX	Implant mount extention	147
65044	HIA	Handpiece Insertion Adopter	147
65045	IME	Implant Mount Extractor	147
65047	LP	Lateral Pin	147
65048	CPS	Crestal Pin Small	147
65049	CPL	Crestal Pin Large	147
65050	MCD1.5	Milling Drill D1.5mm	147
65055	IMC	Implant Mount CHC	147
65056	IMCS	Implant Mount Screw CHC	147
65057	SAD	Sleeve L/S Adaptor Driver	147
65058	SLSA	Small Sleeve for Adaptor	147
65061	IMCD	Implant Mount CHC Driver	147
65062	IMSD	Implant Mount Int. Hex Driver Small	147
65063	IMLD	Implant Mount Int. Hex Driver Large	147
65064	IMSS	Implant Mount CS Small	147
65065	IMSL	Implant Mount CS large	147
65070	CD2.4-8	Surgical Drill D2.4mm – L8mm	147
65071	CD2.4-10	Surgical Drill D2.4mm – L10mm	147
65072	CD2.4-11.5	Surgical Drill D2.4mm – L11.5mm	147

REF. NO.	CODE	PRODUCT DESCRIPTION	PAGE NO.
65073	CD2.4-13	Surgical Drill D2.4mm – L13mm	147
65074	CD2.4-16	Surgical Drill D2.4mm – L16mm	147
65075	CD4.1	Crestal Drill	135
66012	SLS	Sleeve Small	148
66013	SLL	Sleeve Large	148
66014	SLSE	Securing Sleeve	148
05-0210	-	Xenbone 0.5g/0.8cc 0.2 - 1.0mm	157
05-0512	-	Xenbone 0.5g/1.2cc 0.5 - 1.2mm	157
05-1217	-	Xenbone 0.5g/1.5cc 1.2 - 1.7mm	157
10-0210	-	Xenbone 1.0g/1.5cc 0.2 - 1.0mm	157
10-0512	-	Xenbone 1g/2.3cc 0.5 - 1.2mm	157
10-1217	-	Xenbone 1.0g/3.0cc 1.2 - 1.7mm	157
20-0210	-	Xenbone 2.0g/3.0cc 0.2 - 1.0mm	157
20-0512	-	Xenbone 2.0g/4.5cc 0.5 - 1.2mm	157
20-1217	-	Xenbone 2.0g/6.0cc 1.2 - 1.7mm	157
25-0210	-	Xenbone 0.25g/0.45cc 0.2 - 1.0mm	157
25-0512	-	Xenbone 0.25g/0.6cc 0.5 - 1.2mm	157
25-1217	-	Xenbone 0.25g/0.75cc 1.2 - 1.7mm	157
3831	TRZ-SB-CS	TRZ Scan body CS	74
4712C	MDRX1.5	Marking Drill-Sphere shape 1.5/L16	135
4911	-	Alpha Scanbody 4.8 Single-wing A	69, 93, 121
4912	-	Alpha Scanbody 4.8 Single-wing B	69, 93, 121
4913	-	Alpha Scanbody 4.8 Single-wing C	69, 93, 121
4914	-	Alpha Scanbody 4.8 Single-wing D	69, 93, 121
4915	-	Alpha Scanbody 3.5 Double-wing E	69, 93, 121
4916	-	Alpha Scanbody 3.5 Double-wing F	69, 93, 121
4917	-	Alpha Scanbody 3.5 Double-wing G	69, 93, 121
4918	-	Alpha Scanbody 3.5 Double-wing H	69, 93, 121
4941	-	Alpha Scanbody 3.5 Single-wing A	69, 93, 121
4942	-	Alpha Scanbody 3.5 Single-wing B	69, 93, 121
4943	-	Alpha Scanbody 3.5Single-wing C	69, 93, 121
4944	-	Alpha Scanbody 3.5 Single-wing D	69, 93, 121
4945	-	Alpha Scanbody 4.8 Double-wing E	69, 93, 121
4946	-	Alpha Scanbody 4.8 Double-wing F	69, 93, 121
4947	-	Alpha Scanbody 4.8 Double-wing G	69, 93, 121
4948	-	Alpha Scanbody 4.8 Double-wing H	69, 93, 121
5480	OB8-.75-CS	OMNIBASE base 0.75 -CS Long	72
5481	OB8-1.5-CS	OMNIBASE base 1.5 -CS Long	72
5482	OB8-2.5-CS	OMNIBASE base 2.5 -CS Long	72
5483	OB8-3.5-CS	OMNIBASE base 3.5 -CS Long	72
5484	OB8-4.5-CS	OMNIBASE base 4.5 -CS Long	72
5490	OB4.7-.75-CS	OMNIBASE base 0.75 -CS Short	72
5491	OB4.7-1.5-CS	OMNIBASE base 1.5 -CS Short	72
5492	OB4.7-2.5-CS	OMNIBASE base 2.5 -CS Short	72
5493	OB4.7-3.5-CS	OMNIBASE base 3.5 -CS Short	72

REF. NO.	CODE	PRODUCT DESCRIPTION	PAGE NO.
5494	OB4.7-4.5-CS	OMNIBASE base 4.5 -CS Short	72
5530	OB4.7-.75-CHC	OMNIBASE 0.75 -CHC Short	96
5531	OB4.7-1.5-CHC	OMNIBASE 1.5 -CHC Short	96
5532	OB4.7-2.5-CHC	OMNIBASE 2.5 -CHC Short	96
5533	OB4.7-3.5-CHC	OMNIBASE 3.5 -CHC Short	96
5534	OB4.7-4.5-CHC	OMNIBASE 4.5 -CHC Short	96
5540	OB8-.75-CHC	OMNIBASE 0.75 -CHC Long	96
5541	OB8-1.5-CHC	OMNIBASE 1.5 -CHC Long	96
5542	OB8-2.5-CHC	OMNIBASE 2.5 -CHC Long	96
5543	OB8-3.5-CHC	OMNIBASE 3.5 -CHC Long	96
5544	OB8-4.5-CHC	OMNIBASE 4.5 -CHC Long	96
5601	MUS-3.5-1.5CS	Straight Multiunit abutment D3.5H1.5mmCS	66, 67, 91, 119
5602	MUS-3.5-2.5CS	Straight Multiunit abutment D3.5H2.5mmCS	66, 67, 91, 120
5603	MUS-3.5-3.5CS	Straight Multiunit abutment D3.5H3.5mmCS	66, 67, 91, 121
5604	MUS-3.5-4.5CS	Straight Multiunit abutmentD3.5H4.5 mmCS	66, 67, 91, 122
5605	MUS-3.5-5.5CS	Straight Multiunit abutment D3.5H5.5mmCS	66, 67, 91, 123
5607	MUS-3.5-0.7CS	Straight Multiunit abutmentD3.5H0.75mmCS	66, 67, 91, 124
5611	MUS-3.5-1.5IH	Straight Multiunit abutment D3.5H1.5mmIH	118
5612	MUS-3.5-2.5IH	Straight Multiunit abutment D3.5H2.5mmIH	118
5613	MUS-3.5-3.5IH	Straight Multiunit abutment D3.5H3.5mmIH	118
5614	MUS-3.5-4.5IH	Straight Multiunit abutment D3.5H4.5mmIH	118
5615	MUS-3.5-5.5IH	Straight Multiunit abutment D3.5H5.5mmIH	118
5617	MUS-3.5-0.7IH	Straight Multi unit abutment D3.5H0.75 mm IH	118
5621	MUS3.5-1.5CHC	Straight Multiunit abutmentD3.5H1.5mmCHC	90
5622	MUS3.5-2.5CHC	Straight Multiunit abutmentD3.5H2.5mmCHC	90
5623	MUS3.5-3.5CHC	Straight Multiunit abutmentD3.5H3.5mmCHC	90
5624	MUS3.5-4.5CHC	Straight Multiunit abutmentD3.5H4.5mmCHC	90
5625	MUS3.5-5.5CHC	Straight Multiunit abutmentD3.5H5.5mmCHC	90
5627	MUS3.5-0.7CHC	StraightMultiunit abutmentD3.5H0.75mmCHC	90
5641	HA-S-MU3.5	Healing abutment for D3.5 MU short	66, 67, 90, 91, 118, 119
5642	HA-L-MU3.5	Healing abutment for D3.5 MU long	66, 67, 90, 91, 118, 119
5643	OTT-MU3.5-R	Open tray transfer for D3.5 MU R	66, 67, 90, 91, 118, 119
5644	AN-MU3.5	Analog for D3.5 MU	66, 67, 90, 91, 118, 119
5646	AC-MU3.5	Adhesive Coping for D3.5 MU	66, 67, 90, 91, 118, 119
5647	CTT-MU3.5-R	Closed tray transfer for D3.5 MU	66, 67, 90, 91, 118, 119
5648	TA-MU3.5-R	Temporary abutment for D3.5 MU	66, 67, 90, 91, 118, 119
5649	PCS-MU3.5-R	Casting sleeve for D3.5 MU R	66, 67, 90, 91, 118, 119
5650	DA-MU3.5	Digital analog for D3.5 MU	66, 67, 90, 91, 118, 119
5671	MUA-17-1.5IH	17° Angled Multi unit H1.5 mm IH	116
5672	MUA-17-2.5IH	17° Angled Multi unit H2.5 mm IH	116
5673	MUA-17-3.5IH	17° Angled Multi unit H3.5 mm IH	116
5681	MUA17-1.5CHC	17° Angled Multi unit H1.5 mm CHC	88
5682	MUA17-2.5CHC	°17 Angled Multi unit H2.5 mm CHC	88
5683	MUA17-3.5CHC	°17 Angled Multi unit H3.5 mm CHC	88
5711	MUS-4.8-1.5IH	Straight Multiunit abutment D4.8H1.5mmIH	116

REF. NO.	CODE	PRODUCT DESCRIPTION	PAGE NO.
5712	MUS-4.8-2.5IH	Straight Multiunit abutment D4.8H2.5mmIH	116
5713	MUS-4.8-3.5IH	Straight Multiunit abutment D4.8H3.5mmIH	116
5714	MUS-4.8-4.5IH	Straight Multiunit abutment D4.8H4.5mmIH	116
5715	MUS-4.8-5.5IH	Straight Multiunit abutment D4.8H5.5mmIH	116
5717	MUS-4.8-0.7IH	Straight Multi unit abutment D4.8 H0.75 mm IH	116
5721	MUS4.8-1.5CHC	Straight Multiunit abutmentD4.8H1.5mmCHC	88
5722	MUS4.8-2.5CHC	Straight Multiunit abutmentD4.8H2.5mmCHC	88
5723	MUS4.8-3.5CHC	Straight Multiunit abutmentD4.8H3.5mmCHC	88
5724	MUS4.8-4.5CHC	Straight Multiunit abutmentD4.8H4.5mmCHC	88
5725	MUS4.8-5.5CHC	Straight Multiunit abutmentD4.8H5.5mmCHC	88
5727	MUS4.8-0.7CHC	StraightMultiunit abutmentD4.8H0.75mmCHC	88
5771	MUA-30-1.5IH	30° Angled Multi unit H1.5 mm IH	116
5772	MUA-30-2.5IH	30° Angled Multi unit H2.5 mm IH	116
5773	MUA-30-3.5IH	30° Angled Multi unit H3.5 mm IH	116
5781	MUA30-1.5CHC	30° Angled Multi unit H1.5 mm CHC	88
5782	MUA30-2.5CHC	30° Angled Multi unit H2.5 mm CHC	88
5783	MUA30-3.5CHC	30° Angled Multi unit H3.5 mm CHC	88
5800	OB-FR.75-CS-S	OMNIBASE FR 0.75 -CS Standard	73
5801	OB-FR1.5-CS-S	OMNIBASE FR 1.5 -CS Standard	73
5802	OB-FR2.5-CS-S	OMNIBASE FR 2.5 -CS Standard	73
5803	OB-FR3.5-CS-S	OMNIBASE FR 3.5 -CS Standard	73
5804	OB-FR4.5-CS-S	OMNIBASE FR 4.5 -CS Standard	73
5805	OB-FR.75-CS-L	OMNIBASE FR 0.75 -CS Customizable	73
5806	OB-FR1.5-CS-L	OMNIBASE FR 1.5 -CS Customizable	73
5807	OB-FR2.5-CS-L	OMNIBASE FR 2.5 -CS Customizable	73
5808	OB-FR3.5-CS-L	OMNIBASE FR 3.5 -CS Customizable	73
5809	OB-FR4.5-CS-L	OMNIBASE FR 4.5 -CS Customizable	73
5810	OB-FR.75CHC-S	OMNIBASE FR 0.75 -CHC Standard	97
5811	OB-FR1.5CHC-S	OMNIBASE FR 1.5 -CHC Standard	97
5812	OB-FR2.5CHC-S	OMNIBASE FR 2.5 -CHC Standard	97
5813	OB-FR3.5CHC-S	OMNIBASE FR 3.5 -CHC Standard	97
5814	OB-FR4.5CHC-S	OMNIBASE FR 4.5 -CHC Standard	97
5815	OB-FR.75CHC-L	OMNIBASE FR 0.75 -CHC Customizable	97
5816	OB-FR1.5CHC-L	OMNIBASE FR 1.5 -CHC Customizable	97
5817	OB-FR2.5CHC-L	OMNIBASE FR 2.5 -CHC Customizable	97
5818	OB-FR3.5CHC-L	OMNIBASE FR 3.5 -CHC Customizable	97
5819	OB-FR4.5CHC-L	OMNIBASE FR 4.5 -CHC Customizable	97
5820	AB-AR.75-CS-S	AlphaBase AR 0.75 -CS Standard	70
5821	AB-AR1.5-CS-S	AlphaBase AR 1.5 -CS Standard	70
5822	AB-AR2.5-CS-S	AlphaBase AR 2.5 -CS Standard	70
5823	AB-AR3.5-CS-S	AlphaBase AR 3.5 -CS Standard	70
5824	AB-AR4.5-CS-S	AlphaBase AR 4.5 -CS Standard	70
5825	AB-AR.75-CS-L	AlphaBase AR 0.75 -CS Customizable	70
5826	AB-AR1.5-CS-L	AlphaBase AR 1.5 -CS Customizable	70
5827	AB-AR2.5-CS-L	AlphaBase AR 2.5 -CS Customizable	70

REF. NO.	CODE	PRODUCT DESCRIPTION	PAGE NO.
5828	AB-AR3.5-CS-L	AlphaBase AR 3.5 -CS Customizable	70
5829	AB-AR4.5-CS-L	AlphaBase AR 4.5 -CS Customizable	70
5840	AB-AR.75CHC-S	AlphaBase AR 0.75 -CHC Standard	94
5841	AB-AR1.5CHC-S	AlphaBase AR 1.5 -CHC Standard	94
5842	AB-AR2.5CHC-S	AlphaBase AR 2.5 -CHC Standard	94
5843	AB-AR3.5CHC-S	AlphaBase AR 3.5 -CHC Standard	94
5844	AB-AR4.5CHC-S	AlphaBase AR 4.5 -CHC Standard	94
5845	AB-AR.75CHC-L	AlphaBase AR 0.75 -CHC Customizable	94
5846	AB-AR1.5CHC-L	AlphaBase AR 1.5 -CHC Customizable	94
5847	AB-AR2.5CHC-L	AlphaBase AR 2.5 -CHC Customizable	94
5848	AB-AR3.5CHC-L	AlphaBase AR 3.5 -CHC Customizable	94
5849	AB-AR4.5CHC-L	AlphaBase AR 4.5 -CHC Customizable	94
5850	AB-FR.75-CS-S	AlphaBase FR 0.75 -CS Standard	71
5851	AB-FR1.5-CS-S	AlphaBase FR 1.5 -CS Standard	71
5852	AB-FR2.5-CS-S	AlphaBase FR 2.5 -CS Standard	71
5853	AB-FR3.5-CS-S	AlphaBase FR 3.5 -CS Standard	71
5854	AB-FR4.5-CS-S	AlphaBase FR 4.5 -CS Standard	71
5855	AB-FR.75-CS-L	AlphaBase FR 0.75 -CS Customizable	71
5856	AB-FR1.5-CS-L	AlphaBase FR 1.5 -CS Customizable	71
5857	AB-FR2.5-CS-L	AlphaBase FR 2.5 -CS Customizable	71
5858	AB-FR3.5-CS-L	AlphaBase FR 3.5 -CS Customizable	71
5859	AB-FR4.5-CS-L	AlphaBase FR 4.5 -CS Customizable	71
5870	AB-AR.75CS-MS	AlphaBase molar AR 0.75 -CS Standard	70
5871	AB-AR1.5CS-MS	AlphaBase molar AR 1.5 -CS Standard	70
5872	AB-AR2.5CS-MS	AlphaBase molar AR 2.5 -CS Standard	70
5873	AB-AR3.5CS-MS	AlphaBase molar AR 3.5 -CS Standard	70
5874	AB-AR4.5CS-MS	AlphaBase molar AR 4.5 -CS Standard	70
5875	AB-AR.75CS-ML	AlphaBase molar AR 0.75-CS Customizable	70
5876	AB-AR1.5CS-ML	AlphaBase molar AR 1.5 -CS Customizable	70
5877	AB-AR2.5CS-ML	AlphaBase molar AR 2.5 -CS Customizable	70
5878	AB-AR3.5CS-ML	AlphaBase molar AR 3.5 -CS Customizable	70
5879	AB-AR4.5CS-ML	AlphaBase molar AR 4.5 -CS Customizable	70
5880	AB-FR.75CS-MS	AlphaBase molar FR 0.75 -CS Standard	71
5881	AB-FR1.5CS-MS	AlphaBase molar FR 1.5 -CS Standard	71
5882	AB-FR2.5CS-MS	AlphaBase molar FR 2.5 -CS Standard	71
5883	AB-FR3.5CS-MS	AlphaBase molar FR 3.5 -CS Standard	71
5884	AB-FR4.5CS-MS	AlphaBase molar FR 4.5 -CS Standard	71
5885	AB-FR.75CS-ML	AlphaBase molar FR 0.75-CS Customizable	71
5886	AB-FR1.5CS-ML	AlphaBase molar FR 1.5 -CS Customizable	71
5887	AB-FR2.5CS-ML	AlphaBase molar FR 2.5 -CS Customizable	71
5888	AB-FR3.5CS-ML	AlphaBase molar FR 3.5 -CS Customizable	71
5889	AB-FR4.5CS-ML	AlphaBase molar FR 4.5 -CS Customizable	71
BLK8812	-	Xenbone Block 8 x 8 x 12mm	157
BLK8825	-	Xenbone Block 8 x 8 x 25mm	157
KIT#65000	GSTK-S	GSTK–Guided Surgery Tool Kit for sale-IH&CHC	145

REF. NO.	CODE	PRODUCT DESCRIPTION	PAGE NO.
KIT#65002	-	GSTK–Guided Surgery Tool Kit for sale-CHC+CS	145
KIT#65003	-	GSTK–Guided Surgery Tool Kit for sale-IH+CHC+CS	145
S05-0210	-	Xenbone Syringe 0.5g/1.1cc 0.2 - 1.0mm	157
S05-0512	-	Xenbone Syringe 0.5g/1.2cc	157
S05-1217	-	Xenbone Syringe 0.5g/1.5cc 1.2 - 1.7mm	157
S25-0210	-	Xenbone Syringe 0.25g/0.55cc 0.2 - 1.0mm	157
S25-0512	-	Xenbone Syringe 0.25g/0.6cc	157
S25-1217	-	Xenbone Syringe 0.25g/0.75cc 1.2 - 1.7mm	157
TG-1	TG-1	TG-1 15*20	160
TG-2	TG-2	TG-2 20*30	160
TG-3	TG-3	TG-3 30*40	160

Feel free to reach out to our Customer Service Team for further information. We are here for any help or support!

Scan the QR code to contact us!

DESIGNED TO LAST. GUARANTEED FOR LIFE, FOR YOUR PEACE OF MIND.

Alpha-Bio Tec.'s high-quality implants meet strict international standards! We provide you with a Lifetime Warranty for our wide range of implants.

The terms and conditions of the Lifetime Warranty are set out in the Alpha-Bio Tec. Warranty Program.

Warranty: Alpha-Bio Tec. warrants that all implants will be free of defects in materials and/or workmanship. This warranty applies to the original purchaser only. There are no warranties, express or implied, except this warranty, which is given in lieu of any other warranties, express or implied, including any implied warranty of fitness for a particular purpose.

In any case of a defect in the implant, subject to the terms and conditions of the Warranty Program, following the quality assurance procedures and to filling a complaint, Alpha-Bio Tec. shall credit the defective implant.

Download the complaint form from our website or contact our customer service team to receive it via e-mail.

For more information about the Warranty Program and its terms and conditions, please contact our customer service team.

Important Notes:

- Prior to using Alpha-Bio Tec.'s products please read the product's instructions for use.
- Alpha-Bio Tec continually strives to update and improve its products; hence we reserve the right to modify designs, products and/or techniques when needed.
- Alpha-Bio Tec. also reserves the right to update its prices, policies, and terms without prior notice.
- Product availability may vary in different countries.
- Some products may not be available for sales in the USA.
- In the event of a product defect, please notify Alpha-Bio Tec. in writing, prior to returning the product by filing a product complaint form.
- The purchaser assumes all risk and liabilities from the use of these products, whether used separately or in conjunction with products not of Alpha-Bio Tec's manufacture. Professional discretion is advised.
- Alpha-Bio Tec. strongly recommends the completion of post-graduate implant education and adherence to all technical procedures and instructions.
- Alpha-Bio Tec. products may be protected by more than one patent.

Copyright © Alpha-Bio Tec Ltd. **All rights reserved.**

995-0119 R20/07.2026

Alpha Bio Tec
Simplantology

Creating Smiles with Confidence

www.alpha-bio.net | info@alpha-bio.net

Alpha-Bio Tec's products are CE-marked in accordance with the EU Medical Device Regulation MDR 2017/745 of 5 April 2017.
Alpha-Bio Tec's complies with EN ISO 13485:2016. Product availability may vary between countries.